



Electrical & Automation

POWERING A NON-STOP INDIA

LOW VOLTAGE | INDUSTRIAL AUTOMATION | SOFTWARE SOLUTIONS



**Maximum Retail Prices
For Industrial Signaling Products**

Effective from 01-03-26

Authorised Channel Partner

BMS | ELECTRICAL & AUTOMATION
Formerly, Bharat Machinery Store

Over **30** Years
of Association

**INDUSTRIAL
SIGNALING
PRODUCTS**

FROM THE COO'S DESK.



Electrical & Automation

Dear Partner,

Your continued trust and partnership have been the cornerstone of our journey. Building on a legacy of over 70 years, and following our refreshed identity last year, we remain focused on delivering **innovative, reliable, and high-quality products** that power progress.

As part of this journey, we are pleased to **share an updated price list**. This revision reflects our ongoing commitment to **transparency, quality, and excellence**, ensuring you continue to receive the best value and service.

At Lauritz Knudsen, our philosophy remains simple yet powerful: **We listen. We partner. We innovate.**

These words guide our actions and shape the way we grow - together.

We look forward to continuing our collaboration and powering up homes, industries, farms, infrastructure, businesses, and lives - with you by our side.

Wishing you a joyful festive season and continued success.

A handwritten signature in blue ink that reads "Naresh Kumar".

Warm regards,
Naresh Kumar
COO & Sr. VP, Electrical Standard Products
Lauritz Knudsen Electrical & Automation

Content

Rotary Switches	01
Load Break Switches	13
Cable Ducts	16
Timing Devices, Supply Monitors & ELR	21
Modular Remote Control Units	29

Note :

Colour of HSN code signifies below

[Green colour : HSN code]

Current GST 18%, subject to changes as per Govt. notification

Complete Your Panel with the widest range of Industrial Signalling Products



Rotary & Load
Break Switches



Modular Remote
Control Units



Timing Devices &
Supply Monitors

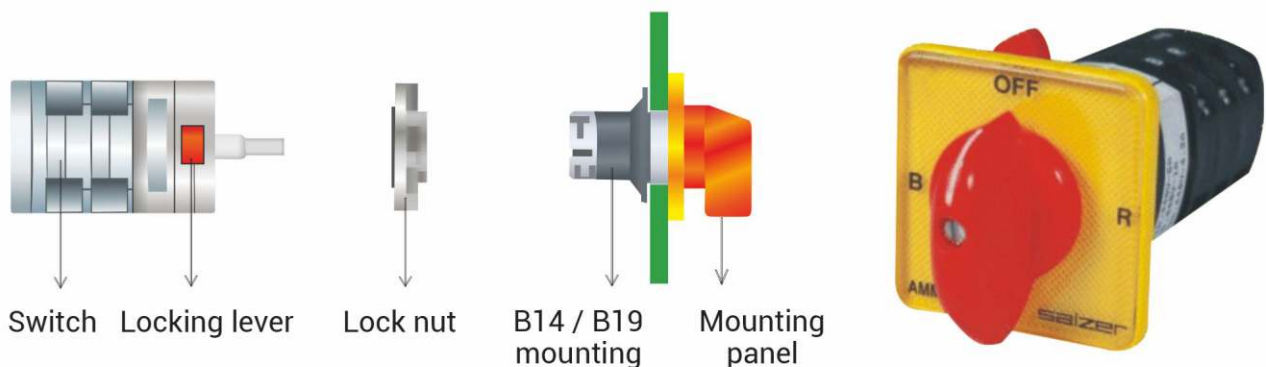


Digital Panel
Meters



Increase installation efficiency with our Single Hole Mounting Rotary Switch

Single hole mounting (SHM) range of rotary switches uses a unique mounting concept that requires just a single $\text{Ø}22.5$ cut out to mount the switches on the panel

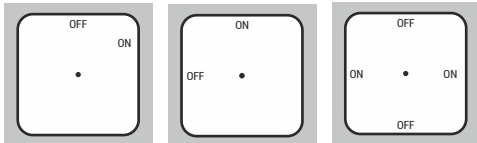


- › Available from 6A-32A with B14 / B19 mounting
- › Easy mounting - Reduces assembly time
- › Wiring accessibility : Switch can be wired separately and then snap fitted to the mounting assembly using locking lever
- › Single hole cutout - It requires a single cutout to mount on the panel

Rotary Switches

Note: All mentioned prices are for Standard Mounting & Knob. Kindly reach our branch offices for details of other mountings & knobs.

Cam Operated Rotary Switches [8536]

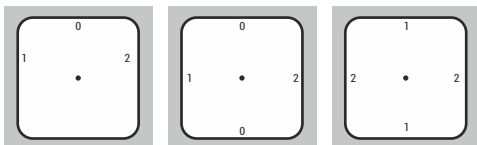


Isolators Switches (ON-OFF Switches)



60° Operation	90° Operation	90° Operation Complete Rotation	Description	M.R.P. (₹) Per Unit										
				6A (SAB13)	10A (SBB13)	16A (SCB03)	25A (SEB03)	32A (SFB03)	40A (SGB03)	63A (SIB03)	100A (SKB03)	200A (SNB03)		
Cat. No.: Program Code (First 5 digits), Next 5 digits in () # → ↓														
61001	61191	61195	1 Pole ON - OFF	185	295	415	460	575	745	870	4335	5605		
61002	61192	61198	2 Pole ON - OFF	235	335	475	565	670	895	1110	5425	7305		
61003 [§]	-	-	3 Pole ON - OFF	250	405	855	1075	1195	1500	2155	7350	9570		
-	61199	61197		250	405	555	745	835	1040	1495	6685	9120		
61004	61194	61196	4 Pole ON - OFF	315	450	600	900	970	1180	1785	7735	10845		

Note : Offered upto 12 Pole
[§] Motor Duty Switch (AC-3 Duty)

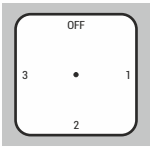


Changeover Switches (Local - Remote, Auto - Manual Switches)



With Center OFF (60°)	With OFF (90°)	Without OFF (90°) with Complete Rotation	Description	M.R.P. (₹) Per Unit										
				6A (SAB13)	10A (SBB13)	16A (SCB03)	25A (SEB03)	32A (SFB03)	40A (SGB03)	63A (SIB03)	100A (SKB03)	200A (SNB03)		
Cat. No.: Program Code (First 5 digits), Next 5 digits in () # → ↓														
61025	61151	61037	1 P 2W	235	375	525	575	650	870	1175	5605	8105		
61026	61152	61038	2 P 2W	315	445	600	780	900	1185	1785	8200	12355		
61027	61153	61039	3 P 2W	380	550	795	1175	1270	1495	2390	10625	15805		
61028	61154	61040	4 P 2W	475	645	920	1550	1625	1805	3005	13420	19735		

Phase Changeover (PS Series Switches)



Cat. No.: Program Code (First 5 digits), Next 5 digits in () # →	Description	M.R.P. (₹) Per Unit			
		25A (PEB03)	32A (PFB03)	40A (PGB03)	63A (PIB03)
61060	1 P 3W with OFF	476	586	860	970

Phase Changeover in SS enclosure



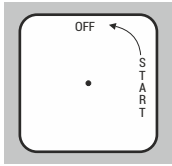
Cat. No.	Description	M.R.P. (₹) Per Unit			
		25A (E)	32A (F)	40A (G)	63A (I)
72347P □ M17TDYR.	PS Series Switches in SS enclosure	3950	4160	6146	6296

Note : Prices are available on request for higher than 4 Pole ON-OFF version.
Please contact nearest E&A branch office for prices.
For complete ordering code, Kindly refer Page No.10



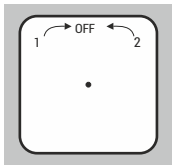
Secure Every Operation
IP-20 Finger-Safe Rotary Switches

ON - OFF Spring Return Switches



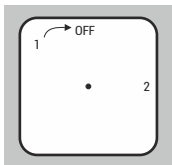
Description	Cat. No.: Program Code (First 5 digits), Next 5 digits in () # → ↓	M.R.P. (₹) Per Unit
		16A (SCB03)
1 P ON - OFF	61351	895
2 P ON - OFF	61352	940
3 P ON - OFF	61353	1070
4 P ON - OFF	61354	1255

Double Throw with Spring Return Switches



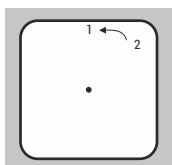
Description	Cat. No.: Program Code (First 5 digits), Next 5 digits in () # → ↓	M.R.P. (₹) Per Unit
		16A (SCB03)
1 P 2W W/OFF Spring Return	61361	940
2 P 2W W/OFF Spring Return	61362	1390
3 P 2W W/OFF Spring Return	61363	1510

One Side Spring Return Switches



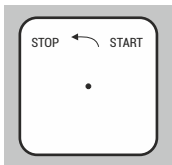
Description	Cat. No.: Program Code (First 5 digits), Next 5 digits in () # → ↓	M.R.P. (₹) Per Unit
		16A (SCB03)
1 P 3W Spring Return - OFF from 1	61364	855
2 P 3W Spring Return - OFF from 1	61365	1255
3 P 3W Spring Return - OFF from 1	61369	1380

Spring Return Switches without OFF



Description	Cat. No.: Program Code (First 5 digits), Next 5 digits in () # → ↓	M.R.P. (₹) Per Unit
		16A (SCB03)
1 P 2W Spring Return - from 2 to 1	61371	855
2 P 2W Spring Return - from 2 to 1	61372	1255
3 P 2W Spring Return - from 2 to 1	61373	1380

Start Stop Spring Return Switches

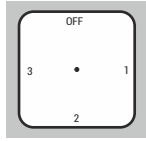


Description	Cat. No.: Program Code (First 5 digits), Next 5 digits in () # → ↓	M.R.P. (₹) Per Unit
		16A (SCB03)
1 P Start Stop Spring Return	61300	1070
2 P Start Stop Spring Return	61388	1255

Note: Prices for 25A rating are available on request.
#For complete ordering code, kindly refer Page No. 10

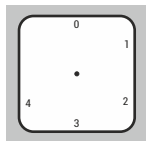


Multi Step Switches with OFF



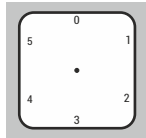
3 Way

Description	Cat. No. #	M.R.P. (₹) Per Unit									
		6A (SAB13)	10A (SBB13)	16A (SCB03)	25A (SEB03)	32A (SFB03)	40A (SGB03)	63A (SIB03)	100A (SKB03)	200A (SNB03)	
1 P 3W	61060	275	425	550	PS Series Switches (Refer page no. 2)					5695	8650
2 P 3W	61080	380	490	665	930	995	1445	1625	8370	13230	
3 P 3W	61100	555	660	1135	1380	1500	1930	2510	10930	17370	
4 P 3W	61131	705	855	1380	1725	1885	2580	3020	13810	21780	



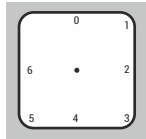
4 Way

1 P 4W	61061	325	385	795	975	1080	1230	1675	8010	***
2 P 4W	61081	555	705	940	1025	1195	1765	1960	13420	***
3 P 4W	61101	765	895	1490	1725	1975	2250	3020	20225	26120
4 P 4W	61132	925	1320	1900	2065	2205	2925	3480	28380	42570



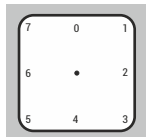
5 Way

1 P 5W	61062	355	495	845	1215	1230	1270	1800	***	16255
2 P 5W	61082	640	930	1220	1660	1955	2010	2515	***	***
3 P 5W	61102	850	1695	2120	2350	2595	2905	3410	26925	***



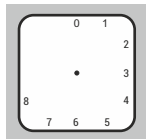
6 Way

1 P 6W	61063	465	615	885	1225	1255	1310	2000	***	***
2 P 6W	61083	765	***	1300	1930	2240	***	4215	***	***
3 P 6W	61103	1065	***	2440	2770	2985	***	3505	***	***



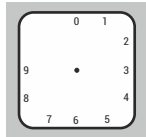
7 Way

1 P 7W	61064	475	695	960	1230	1300	1355	2100	***	***
2 P 7W	61084	800	***	1265	1940	2065	2875	3325	***	***
3 P 7W	61104	1110	***	2055	2555	***	3920	4620	***	***



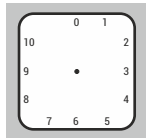
8 Way

1 P 8W	61065	540	755	950	1690	1895	2140	3465	***	***
2 P 8W	61085	875	***	1735	***	***	***	***	***	***



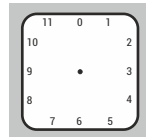
9 Way

1 P 9W	61066	555	***	***	***	***	***	***	***	***
2 P 9W	61086	990	***	2550	***	***	***	***	***	***



10 Way

1 P 10W	61067	640	920	1335	2895	***	***	***	***	***
2 P 10W	61087	1030	***	***	***	***	***	***	***	***



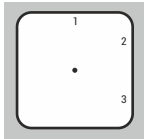
11 Way

1 P 11W	61068	765	***	1210	3165	***	***	***	***	***
2 P 11W	61088	1165	***	***	***	***	***	***	***	***

***Prices are available on request.

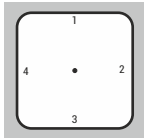
Program Code first 5 digits, Next 5 digits in (). For complete ordering code, kindly refer Page No.10

Multi Step Switches without OFF



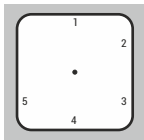
3 Way

Description	Cat. No. #	M.R.P. (₹) Per Unit								
		6A (SAB13)	10A (SBB13)	16A (SCB03)	25A (SEB03)	32A (SFB03)	40A (SGB03)	63A (SIB03)	100A (SKB03)	200A (SNB03)
1 P 3W W/O OFF	61049	260	405	560	715	745	1155	1305	***	8780
2 P 3W W/O OFF	61069	380	610	785	945	1420	1445	1700	8370	15805
3 P 3W W/O OFF	61089	555	755	1170	1380	1500	1930	2510	10930	17535
4 P 3W W/O OFF	61120	705	855	1360	1755	1865	4110	4540	***	22730



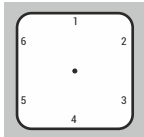
4 Way

1 P 4W W/O OFF	61050	290	440	670	860	900	1260	1745	5695	8970
2 P 4W W/O OFF	61070	430	665	795	1015	1120	1505	1960	8800	14210
3 P 4W W/O OFF	61090	590	705	1265	1625	1800	1970	2640	11590	19160
4 P 4W W/O OFF	61121	820	925	1480	1965	2090	2640	3515	14240	24245



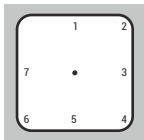
5 Way

1 P 5W W/O OFF	61051	355	455	735	970	1195	***	1800	7310	***
2 P 5W W/O OFF	61071	640	825	1020	1555	1955	***	***	***	18005
3 P 5W W/O OFF	61091	850	1695	1940	2130	2335	2485	3505	***	22895



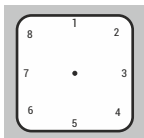
6 Way

1 P 6W W/O OFF	61052	370	745	805	1080	1230	1455	1840	8370	16395
2 P 6W W/O OFF	61072	750	875	1225	1925	1980	2010	2570	16685	21450
3 P 6W W/O OFF	61092	905	1595	2085	2300	2385	2625	3505	28380	44865



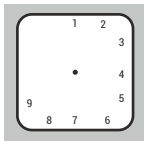
7 Way

1 P 7W W/O OFF	61053	465	695	890	1275	***	***	***	14755	***
2 P 7W W/O OFF	61073	800	***	1380	1965	***	***	3915	***	***
3 P 7W W/O OFF	61093	1110	***	2275	2980	***	***	4720	***	***



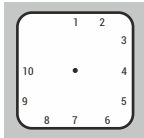
8 Way

1 P 8W W/O OFF	61054	475	820	1030	1300	1365	1510	2220	14020	***
2 P 8W W/O OFF	61074	845	1305	1735	2050	2220	***	4295	***	***
3 P 8W W/O OFF	61094	1185	***	2480	2675	2735	3135	4955	***	***



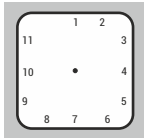
9 Way

1 P 9W W/O OFF	61055	555	***	1210	***	***	***	***	***	***
2 P 9W W/O OFF	61075	935	***	1725	***	***	***	***	***	***



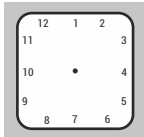
10 Way

1 P 10W W/O OFF	61056	595	880	1290	***	***	***	***	***	***
2 P 10W W/O OFF	61076	1040	***	***	***	***	***	***	***	***



11 Way

1 P 11W W/O OFF	61057	1100	***	***	***	***	***	***	***	***
2 P 11W W/O OFF	61077	1250	***	***	***	***	***	***	***	***



12 Way

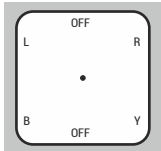
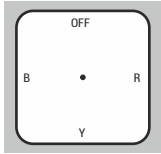
1 P 12W W/O OFF	61058	1160	***	1360	3270	3485	***	4395	***	***
2 P 12W W/O OFF	61078	1360	***	4060	***	***	***	***	***	***

***Prices are available on request.

Program Code first 5 digits, Next 5 digits in (), For complete ordering code, kindly refer Page No.10

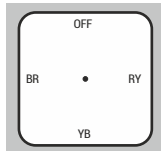


Ammeter Selector Switches (ASS)

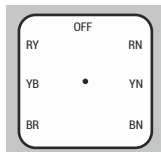


Description	Cat. No.	Amps	M.R.P. (₹) Per Unit
Line Currents with OFF with CT	61325 SAB13TDYR	6A	380
Line Currents with OFF with CT	61325 SBB13TDYR	10A	395
Line Currents with OFF with CT	61325 SCB03TDYR	16A	595
Line Currents with OFF without CT	71000 SCB03TDYR	16A	1740
Direct Currents with OFF without CT	71000 SEB03TDYR	25A	2025
Direct Currents with OFF without CT	71000 SFB03TDYR	32A	2430
Direct Currents with OFF without CT	71000 SGB03TDYR	40A	4285
Direct Currents with OFF without CT	71000 SIB03TDYR	63A	4520

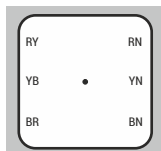
Voltmeter Selector Switches (VSS)



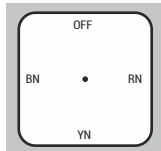
Description	Cat. No.	Amps	M.R.P. (₹) Per Unit
Voltage between Phases with OFF	61312 SAB13TDYR	6A	280
Voltage between Phases with OFF	61312 SBB13TDYR	10A	365
Voltage between Phases with OFF	61312 SCB03TDYR	16A	530



Description	Cat. No.	Amps	M.R.P. (₹) Per Unit
Voltage between Phases & Individual Phases to Neutral with OFF	61313 SAB13TDYR	6A	500
Voltage between Phases & Individual Phases to Neutral with OFF	61313 SBB13TDYR	10A	705
Voltage between Phases & Individual Phases to Neutral with OFF	61313 SCB03TDYR	16A	1000

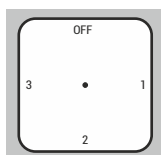


Description	Cat. No.	Amps	M.R.P. (₹) Per Unit
Voltage between Phase & Phase to Neutral without OFF	61314 SBB13TDYR	10A	705



Description	Cat. No.	Amps	M.R.P. (₹) Per Unit
Voltage between Phase & Phase to Neutral without OFF	61311 SAB13TDYR	6A	500

Ammeter & Voltmeter Combined Switch



Description	Cat. No.	Amps	M.R.P. (₹) Per Unit
Voltage between Phases to Neutral & Current of that Phase	61338 SBB13TDYR	10A	745



Control your breaker remotely
through TNC switch

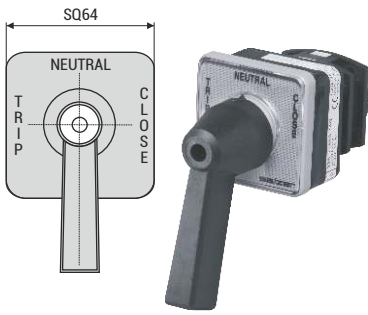
Breaker Control Switches (Trip-Neutral-Close)

- › 1NO+1NO, 2NO+2NC model available in 25A
- › Barrel lock option available
- › Lost motion contact (LMD) & Sequence Locking available



Customer Interaction Center (CIC)
Telephone No. : 02269327800

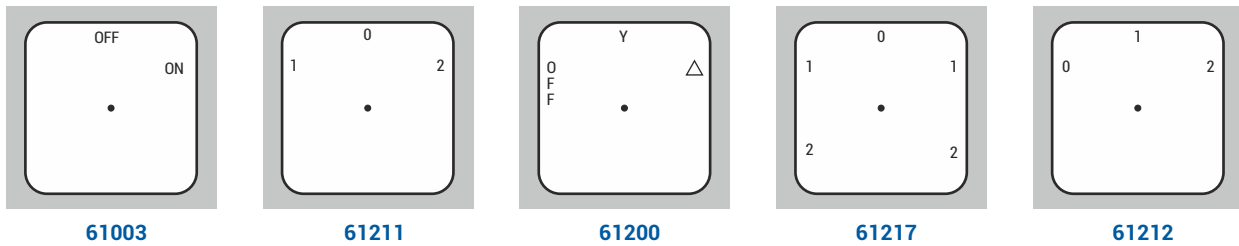
Breaker Control Switches (Trip - Neutral - Close)



Rating	Contact Arrangement	Mounting Type	Cat. No.	M.R.P. (₹) Per Unit
25A	1Trip + 1Close	Standard	73257SEB03PGBB	1405
25A	1Trip + 1Close	Standard	73257SEB03PGYR	1405
25A	1Trip + 1Close	Standard	73257SEB03PGBB	1405
25A	1Trip + 1Close	Barrel Lock	73257SEB90PGBB	2040
25A	2Trip + 2Close	Standard	72009SEB03PGBB	1650
25A	2Trip + 2Close	Standard	72009SEB03PGYR	1650
25A	2Trip + 2Close	Standard	72009SEB03PGBB	1650
25A	2Trip + 2Close	Barrel Lock	72009SEB90PGBB	2500

Other option such as sequence inter lock (SIL) & lost motion device (LMD) available on request.

Motor Duty Switches

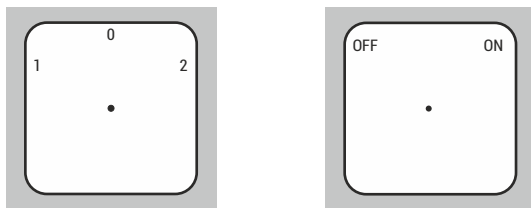


Description	Cat. No. #	M.R.P. (₹) Per Unit						
		16A (SCB03)	25A (SEB03)	32A (SFB03)	40A (SGB03)	63A (SIB03)	100A (SKB03)	200A (SNB03)
ON - OFF Switch	61003	855	1075	1195	1500	2155	7350	9570
FOR - OFF - REV Switch	61211	645	795	945	2475	3020	7320	11805
Star - Delta Switch	61200	855	1130	1415	2175	2785	***	***
2 Speed for FOR - OFF - REV Switch	61217	***	2045	***	3515	***	***	***
2 Speed forward Switch	61212	940	1860	2330	2935	3605	9160	10575

^ Supplied only with ball grip handle

Program Code first 5 digits, Next 5 digits in (), For complete ordering code, kindly refer Page No.10

Switches in Enclosure



73393, 71913

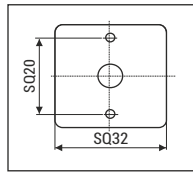
72244



Description	Cat. No.	Amps	M.R.P. (₹) Per Unit
FOR - OFF - Rev in SS with ball grip handle	73393SCM17BGXB	16A	880
FOR - OFF - Rev in SS with ball grip handle	71913SEM17BGYR	25A	1340
FOR - OFF - Rev in SS with ball grip handle	71913SFM17BGYR	32A	1845
3 Pole ON - OFF in SS	72244SEM17TDYR	25A	1165
3 Pole ON - OFF in SS	72244SFM17TDYR	32A	1595
3 Pole 2Way Without OFF in SS	61153SCM17TDYR	16A	1320

For any other rating requirement please contact nearest E&A branch office

Rotary Switch Accessories [8538]



Front Plate Assembly

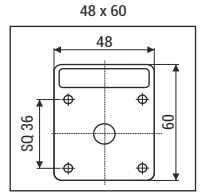
Description	Cat. No.	Size	M.R.P. (₹) Per Unit
Front Plate for 6 to 16A	FP16SQ48	48 x 48	40
Front Plate for 25 & 32A	FP32SQ64	64 x 64	85
Front Plate for 40 to 200A	FP200SQ88	88 x 88	125



Tear Drop Flag Knob Ball Grip Lever Handle

Handles & Knobs

Description	Cat. No.	Size	M.R.P. (₹) Per Unit
Flag Handle for 16A	KNFHS2	48 x 48, 48 x 60	25
Flag Handle for 25 - 32A	KNFHS3	64 x 64, 64 x 80	40
Ball Handle for 16 - 32A	HNBHS1	64 x 64, 64 x 80	115
Ball Handle for 40 - 63A	HNBHS2	88 x 88, 104 x 104	125
PG Handle for 16 - 32A	HNPGS1	64 x 64, 64 x 80	140
Lever Handle for 40 - 200A	HNLVS1	88 x 88, 104 x 104	180
Tear Drop for 6 - 16A	KNTDS1	48 x 48, 48 x 60	25
Tear Drop for 16 - 32A	KNTDS2	64 x 64, 64 x 80	40
Tear Drop for 40 - 400A	KNTDS3	88 x 88, 104 x 104	90



Special Front Plate Assembly

Description	Cat. No.	Size	M.R.P. (₹) Per Unit
SPL IND Plates upto 16A	FPRT4860	48 x 60	85
SPL IND Plates for 16 - 32A	FPRT6480	64 x 80	140

Script Plate (marking plate)

Description	Cat. No.	Size	M.R.P. (₹) Per Unit
Script Plate for 6 - 16A	SPSQ48	48 x 48	25
Script Plate for 16 - 32A	SPSQ64	64 x 64	30
Script Plate for 40 - 200A	SPSQ88	88 x 88	35
Script Plate for 6 - 16A	SPRT4816	48 x 16	10
Script Plate for 6 - 32A	SPRT6416	64 x 16	15

Mounting Plates (used for Back Fixing Plate)

Description	Cat. No.	Size	M.R.P. (₹) Per Unit
Rear MTG Plate for 6 - 16A	MPSQ48	48 x 48	15
Rear MTG Plate for 25 - 32A	MPSQ64	64 x 64	30
Rear MTG Plate for 40 - 63A	MPSQ88	88 x 88	80
Rear MTG Plate for 80 - 400A	MPSQ104	104 x 104	140
DIN Rail Attachment upto 32A	B21DIN35	-	125

Wall Type Mounting Boxes (upto 32A - maximum 4 Contacts)

Description	Cat. No.	M.R.P. (₹) Per Unit
Plastic / ABS Enclosure B17 16A upto 3 Stage / 25A upto 2 Stage	WMBABS	875
Aluminium Enclosure B17 16A upto 3 Stage / 25A upto 2 Stage	WMBAL	1445
SS Enclosure M17 upto 32A - 4 Stage	WMBSS	540



B31 PVC Enclosure

Note : Switches to be order separately.

Shrouding Cover (maximum 6 Contacts Round Type)

Description	Cat. No.	M.R.P. (₹) Per Unit
Shrouding Cover for 6 - 10A	SHCS1	90
Shrouding Cover for 16A	SHCS2	90
Shrouding Cover for 25 - 32A	SHCS3	130
Shrouding Cover for 40 - 63A	SHCS4	140
Special Cover for Extended Termination 80 - 400A (maximum 2 Contact Stage)	SHCS5	1050

Ordering Code for Rotary Switches

Example for : 1. Programme Code 2. Type 3. Ampere 4. Mounting 5. Knob 6. Colour

25A 3 Pole 6 1 1 9 7 S E B 0 3 T D Y R


ON - OFF Switch

1. Programme Code


Programme	Programme Code
Isolators	Pg. No. 1
Changeovers Switches	Pg. No. 1
Phase Changeovers Switches	Pg. No. 2
Spring Return Switches	Pg. No. 3
Multistep Switches with OFF	Pg. No. 4
Multistep Switches without OFF	Pg. No. 5
Instrumentation Switches	Pg. No. 6
Motor Control Switches	Pg. No. 8
Switches in SS Enclosure	Pg. No. 8
Breaker Control Switches	Pg. No. 8

2. Type Selection


Type	Code
S-Series (6 to 400A)	S
Touch Proof (6 to 16A)	T
Rear Access Termination (16 to 63A)	R
Phase Selector Only for 1 Pole 3 Way with OFF (25 to 63A)	P
DC Switches (16 to 500A)	D



S Series
Open Version



TP Series
Touch Proof



RT Series
Touch Proof &
Rear Termination

3. Ampere Selection

Ampere	Code	Ampere	Code
6	A	100	K
10	B	125	L
16	C	160	M
20	D	200	N
25	E	250	O
32	F	300	P
40	G	400	Q
50	H	500	R
63	I	600	S
80	J	800	T

4. Mounting Style



B03/B13
Standard Mounting



B19/B14
Single Hole Mounting



B33
Round Padlock



B30
Rectangular Padlock



B63
Key Lockable Type



B17
ABS Enclosure



M17
Metal Enclosure



B02
Rear/Base Mounting








B21
DIN Rail Mounting



B42
Rear Mounting with Door Interlock






5. Knob / Handle Selection

Code - TD	Code - FH	Code - PG	Code - BG	Code - LV
				
Tear Drop	Flag Knob	Pistol Grip	Ball Grip	Lever Handle

6. Color Combination Selection Table

Code - YR	Code - GB	Code - BB	Code - AB
			
Yellow Front Plate Red Knob	Grey Front Plate Black Knob	Black Front Plate Black Knob	Aluminum Foil with Black Knob

Front Plate

Standard Style	Frame Size	Bigger Style
Current Ratings 6/10 Amps		Current Ratings ---
16/20 Amps		6/10 Amps
25/32 Amps		16/20 Amps
S40 Amps & above		25/32 Amps
-		S40 Amps & above

- Note :** 1. For ratings of 6/10A, standard mounting style is B13
2. Single hole mounting equivalent of B03 is B19 and B13 is B14.

Mounting Feasibility

Mounting Code	Description	Feasibility					
		6/10A	16/20A	25/32A	40/63A	80/100/125A	200/400A
B03	Front Mounting, Standard Mounting plate		✓	✓	✓	✓	✓
B13	Front Mounting with next size plate	✓	✓	✓	✓	✓	✓
B00	Front Mounting 48 x 48 plate for 25/32A and 64 x 64 plate for 40/63A			✓	✓		
B19	Single Hole Mounting 32 x 32 plate for 6/10A only 48 x 48 Plate for 16-32A	✓	✓	✓			
B14	Single Hole Mounting 48 x 48 plate for 6/10A	✓					
B33	Front Mounting with Round Padlock for 2 Position (for Isolators)		✓	✓	✓	✓	✓
B30	Front Mounting with Rectangular Padlock 2 Position (for Isolators)		✓	✓	✓	✓	✓
B63	Key Lockable type (Handle/Knob)		✓	✓	✓		
B90	Center Key Lock (Pistol grip Handle in black color only)		✓	✓			
B02	Rear / (Back/Base) Mounting	✓	✓	✓	✓	✓	✓
B21	DIN Rail Mounting on 35 mm Rail 6-32 Amps	✓	✓	✓			
B32	Rear / Base Mounting, Door Interlock + Rectangular Padlock (B30+B42)Base		✓	✓	✓	✓	✓
B34	Rear / Base Mounting Door Interlock + Round Padlock (B33+B42)		✓	✓	✓	✓	✓
B41	Rear Mounting with Clutch Mechanism on Door (Door Open in all position without Interlock)		✓	✓	✓	✓	✓
B42	Rear Mounting with Interlock Mechanism on Door		✓	✓	✓	✓	✓
F47	Door Clutch, Mounting Plate at front		✓	✓	✓	✓	✓
B17	ABS Enclosure Max stages	upto 4	upto 3	upto 5	upto 5		
B31	ABS Enclosure with Round Padlock (B33+B17) Max stages		upto 2	upto 2	upto 2		
M17	Metal Enclosure Max stages	upto 4	upto 4	upto 3			
A17	Aluminium Enclosure Max stages	upto 4	upto 3	upto 2			
B40	Single Hole Mounting with Padlock 48 x 48 Plate For 16-32A		✓	✓			
B43	Single Hole Mounting with Center key 48 x 48 Plate for 16-32A		✓	✓			
B45	Single Hole Mounting with Round Ring with Knob 16A-32A		✓	✓			

DC Switches

- › Available from 16A to 500A
- › Used for railway coaches lighting & fan circuits switching, all DC power circuits - Railways, Telecommunications & Power plants, Battery charging equipment
- › Please contact nearest branch office for prices



3 Pole EB - GEN Changeover Switches



B13 Mounting

Description	Cat. No.	M.R.P. (₹) Per Unit						
		25A (E)	32A (F)	40A (G)	63A (I)	80A (J)	100A (K)	125A (L)
3 Pole C/O Front Panel Mounting	EBX31153B13BGYR	2861	2980	3476	3617	*	*	*
3 Pole C/O Rear Mounting	EBX31153MB42BGYR	3320	3440	4004	4129	7380	9233	11534
3 Pole C/O in SS Enclosure	EBX31153SB31BGYR	3969	4077	4719	4859	*	*	*
3 Pole C/O Rear Mounting	EBX31153B21BGYR	3320	3440	4004	4129	7380	9233	11534
3 Pole C/O Rear Mounting	EBX31153MB34LHGB	3320	3440	4004	4129	7380	9233	11534
3 Pole C/O in Polycarbonate Enclosure	EBX31153B31LBGYR	3969	4077	4719	4859	*	*	*
3 Pole C/O in SS Enclosure	EBX31153SB31XLLHYR	*	*	*	*	10429	12269	14570

4 Pole EB - GEN Changeover Switches



MB42 Mounting

Description	Cat. No.	M.R.P. (₹) Per Unit						
		25A (E)	32A (F)	40A (G)	63A (I)	80A (J)	100A (K)	125A (L)
4 Pole C/O Front Panel Mounting	EBX31154B13BGYR	3320	3440	4077	4195	*	*	*
4 Pole C/O Rear Mounting	EBX31154MB42BGYR	3739	3883	4585	4773	9307	11646	14548
4 Pole C/O in SS Enclosure	EBX31154SB31BGYR	4425	4597	5332	5521	*	*	*
4 Pole C/O Rear Mounting	EBX31154B21BGYR	3739	3883	4585	4773	9307	11646	14548
4 Pole C/O Rear Mounting	EBX31154MB34LHYR	3739	3883	4585	4773	9307	11646	14548
4 Pole C/O in Polycarbonate Enclosure	EBX31154B31LBGYR	4425	4597	5332	5521	*	*	*
4 Pole C/O in SS Enclosure	EBX31154SB31XLLHYR	*	*	*	*	12355	14677	17597

Rating Selection Table



SB31 Enclosure

Ampere (A)	Code (□)
25	E
32	F
40	G
63	I

Note : SB 31 Enclosure for 25A to 63A ratings.

B21 Mounting model is similar to B13 model with links provided on the common side.

*** - Please contact nearest E&A branch office.

Load Break Switches [8536]

AC ON LOAD ISOLATORS

- › AC 23 Utilization category
 - › Range from 16-125 Amps upto 8 pole
 - › Multiple mounting options, ABS / Aluminium sheet steel enclosures / IP65 / NEMA Rated
 - › Add on pole Power / Neutral & Auxiliary pole
 - › Changover switches from 25-125 Amps upto 4 poles
- Confirms to IEC 60947-1 & 3, EN 60947-3, UL60947-4-1



LB 3 Pole ON - OFF Switches

Description	Cat. No.	Can also be given on request	M.R.P. (₹) Per Unit								
			16A (C)	20A (D)	25A (E)	32A (F)	40A (G)	63A (I)	80A (J)	100A (K)	125A (L)
Single Hole MTG Switch with Flag Knob	LBX32300B19FPYR		982	1002	*	*	*	*	*	*	*
Front Plate MTG with Flag Knob	LBX32300B40FPYR		955	982	*	*	*	*	*	*	*
Front Panel MTG with B03 (48x48) Plate	LBX32300B03FLYR	32309	873	894	968	1002	1152	1235	*	*	*
Front Panel MTG with B13 (64x64) Plate with Flag Knob	LBX32300B13FLYR	32306/32309	873	894	968	1002	1152	1235	3123	3918	4921
Front Panel MTG with B13 (64x64) Plate with BG Handle	LBX32300B13BGYR	32309	*	*	1065	1101	1246	1317	*	*	*
DIN Rail MTG Switch with Flag Knob	LBX32300B23FLGB		*	*	968	1002	1152	1235	*	*	*
Rectangular Pad Lock Switch with TDYR	LBX32300B30TDYR		*	*	1172	1235	1355	1426	*	*	*
Round Pad Lock Switch with RDYR	LBX32309B33RDYR		955	981	1065	1101	1246	1317	3386	4226	5281
Switch with B63 Lock & Key Version	LBX32309B63TDYR		*	*	1619	1693	1834	1883	*	*	*
Base MTG Switch with DIL and Pad Lock	LBX32309MB34RDYR		1525	1572	1693	1786	1860	2002	4511	5632	7041
Base MTG Switch with BG Handle	LBX32309MB42BGYR		1525	1572	1693	1786	1860	2002	4511	5632	7041
Switch in Polycarbonate Enclosure - in B31SM	LBX32300B31SMRDYR		1935	1993	2153	2208	*	*	*	*	*
Switch in Polycarbonate Enclosure - in B31M	LBX32309B31MRDYR		*	*	*	*	2415	2476	*	*	*
Switch in Polycarbonate Enclosure - in B31L with Leech Handle	LBX32309B31LLHYR		*	*	*	*	*	*	6354	7488	8886
Switch in SS Enclosure - in SB31L with Leech Handle	LBX32309SB31LLHYR		*	*	*	*	*	*	6354	7488	8886

Note : To make the complete cat number, replace "X" in the above cat.no with the appropriate current rating code.(Example: For LBX32300B19FPYR with a 16A rating (16A code = C), the complete code becomes LBC32300B19FPYR.)

LB 4 Pole ON - OFF Switches

Description	Cat. No.	Can also be given on request	M.R.P. (₹) Per Unit								
			16A (C)	20A (D)	25A (E)	32A (F)	40A (G)	63A (I)	80A (J)	100A (K)	125A (L)
Single Hole MTG Switch with Flag Knob	LBX32400B19FPYR		1220	1248	*	*	*	*	*	*	*
Front Plate MTG with Flag Knob	LBX32400B40FPYR		1199	1220	*	*	*	*	*	*	*
Front Panel MTG with B03 (48x48) Plate	LBX32400B03FLYR	32409	1113	1137	1236	1271	1487	1572	*	*	*
Front Panel MTG with B13 (64x64) Plate with Flag Knob	LBX32400B13FLYR	32406/32409	1113	1137	1236	1271	1487	1572	3834	4810	6028
Front Panel MTG with B13 (64x64) Plate with BG Handle	LBX32400B13BGYR	32409	1332	1367	1584	1657	*	*	*	*	*
DIN Rail MTG Switch with Flag Knob	LBX32400B23FLGB		*	*	1236	1271	1487	1572	*	*	*
Rectangular Pad Lock Switch with TDYR	LBX32400B30TDYR		*	*	1437	1498	1689	1764	*	*	*
Round Pad Lock Switch with RDYR	LBX32409B33RDYR		1199	1220	1332	1367	1584	1657	3918	4892	6116
Switch with B63 Lock & Key Version	LBX32409B63TDYR		*	*	1883	1958	2170	2221	*	*	*
Base MTG Switch with DIL and Pad Lock	LBX32409MB34RDYR		1764	1812	1958	2050	2200	2343	5224	6522	8150
Base MTG Switch with BG Handle	LBX32409MB42BGYR		1764	1812	1958	2050	2200	2343	5224	6522	8150
Switch in Polycarbonate Enclosure - in B31SM	LBX32400B31SMRDYR		2170	2235	2415	2474	*	*	*	*	*
Switch in Polycarbonate Enclosure - in B31M	LBX32409B31MRDYR		*	*	*	*	2750	2812	*	*	*
Switch in Polycarbonate Enclosure - in B31L with Leech Handle	LBX32409B31LLHYR		*	*	*	*	*	*	7068	8378	9997
Switch in SS Enclosure - in SB31L with Leech Handle	LBX32409SB31LLHYR		*	*	*	*	*	*	7068	8378	9997
Auxiliary Contact	FM / RM		245	245	303	303	303	303	894	894	894
Add-on Contact Additional Pole	FM / RM		253	263	283	317	369	398	1044	1289	1434

Note : Standard packing upto 63A switches is 5 Nos.

Note : To make the complete cat number, replace "X" in the above cat.no with the appropriate current rating code.(Example: For LBX32300B19FPYR with a 16A rating (16A code = C), the complete code becomes LBC32300B19FPYR.)

All Switches are Engineered with Nylon material Housing




Ordering Code for Load Break and Changeover Switches

LB Load Break Switch	 Switch Rating	XXXXX Programme Code	XXXXX Mounting Options	XX Knob Options	XX Colour
---	--	--	--	-----------------------------------	--------------------------

Example

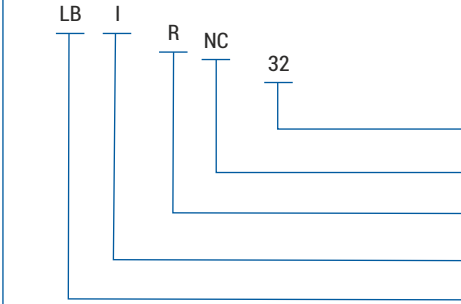
LB Switches, 63A, 3P, 9 O'clock, 4 hole front mounting, with metal shaft, yellow front plate, red knob

LB I 32309 MB34 RD YR

LB	I	32309	MB34	RD	YR	Description
						Yellow Front Plate/ Red Knob 64 x 64 Front Plate Round Knob with Padlock (R) Metal Shaft with Round Knob with Padlock and Interlock 3Pole 9 O' Clock "OFF" 63A Load Break Switch

Accessories

LB X Switch Rating	X F-Front Mounting R-Rear Mounting	XX MC-Main Module NC-Neutral Module AC-Auxiliary Module	XXX 20 - 16A to 20A 32 - 25A to 32A 63 - 40A to 63A 80 - 80A 125 - 100A, 125A & 80A
--------------------------------------	--	--	---

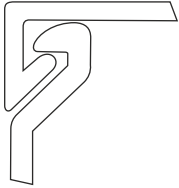
LB	I	R	NC	32	Description
					32A Neutral Module Rear Mounting 63 A Load Break Switch

Rating Selection Table

Ampere (A)	Code (□)
16	C
20	D
25	E
32	F
40	G
63	I
80	J
100	K
125	L

*** **Note** : Please contact nearest E&A branch office.

Type B



Non slip cover design of minimum encumbrance and maximum grip




B Type

- * Non - slip cover
- * Positive locking

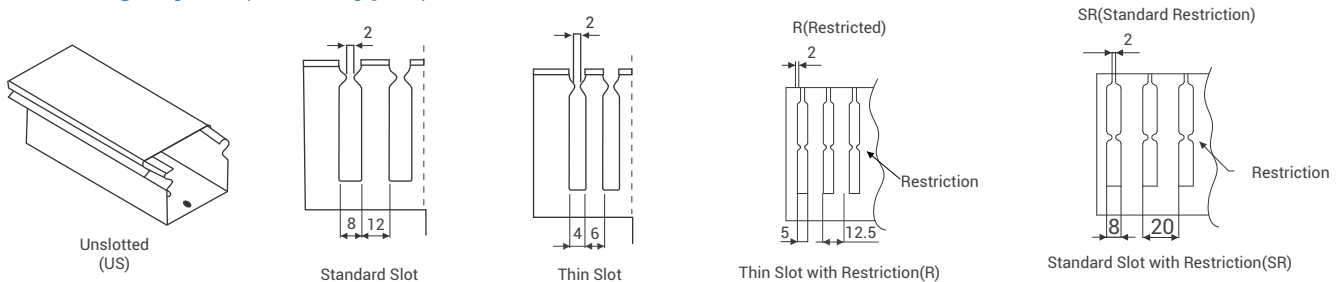
Description	1 meter					2 meter			
	W x H	Cat. No. (Standard slot)	M.R.P. (₹) Per Unit	Std. Pkg.	Min Order Qty	Cat. No. (Standard slot)	M.R.P. (₹) Per Unit	Std. Pkg.	Min Order Qty
B 25 x 25	WWB2525SG	119	70	70	WWB2525SG2	238	36	36	
B 25 x 30	WWB2530SG	128	100	100	WWB2530SG2	256	36	36	
B 25 x 40	WWB2540SG	156	75	75	WWB2540SG2	312	36	36	
B 25 x 45	WWB2545SG	162	75	225	WWB2545SG2	324	36	108	
B 25 x 60	WWB2560SG	205	50	50	WWB2560SG2	410	18	18	
B 25 x 80	WWB2580SG	278	50	50	WWB2580SG2	556	18	18	
B 25 x 100	WWB25100SG	353	25	25	WWB25100SG2	706	18	18	
B 30 x 20	WWB3020UG	156	100	200	WWB3020UG2	312	36	180	
B 30 x 80	WWB3080SG	385	50	200	WWB3080SG2	770	18	90	
B 40 x 40	WWB4040SG	205	50	50	WWB4040SG2	410	18	18	
B 45 x 45	WWB4545SG	212	50	50	WWB4545SG2	424	18	18	
B 40 x 60	WWB4060SG	248	50	50	WWB4060SG2	496	18	18	
B 40 x 80	WWB4080SG	294	50	50	WWB4080SG2	588	18	18	
B 40 x 100	WWB40100SG	369	25	25	WWB40100SG2	738	12	12	
B 45 x 20	WWB4520UG	163	75	225	WWB4520UG2	326	36	180	
B 50 x 100	WWB50100SG	424	30	90	WWB50100SG2	848	12	60	
B 60 x 20	WWB6020UG	222	50	200	WWB6020UG2	444	18	90	
B 60 x 40	WWB6040SG	248	50	50	WWB6040SG2	496	18	90	
B 60 x 60	WWB6060SG	294	50	50	WWB6060SG2	588	12	12	
B 60 x 80	WWB6080SG	382	40	40	WWB6080SG2	764	12	12	
B 60 x 100	WWB60100SG	503	30	30	WWB60100SG2	1006	8	8	
B 72 x 64	WWB7264SG	353	32	96	WWB7264SG2	706	18	90	
B 75 x 75	WWB7575SG	496	32	96	WWB7575SG2	992	8	40	
B 75 x 100	WWB75100SG	519	25	75	WWB75100SG2	1038	8	40	
B 80 x 40	WWB8040SG	300	50	100	WWB8040SG2	600	12	60	
B 80 x 60	WWB8060SG	397	40	80	WWB8060SG2	794	12	60	
B 80 x 80	WWB8080SG	494	32	32	WWB8080SG2	988	12	12	
B 80 x 100	WWB80100SG	555	24	24	WWB80100SG2	1110	8	8	
B 100 x 60	WWB10060SG	473	30	30	WWB10060SG2	946	8	8	
B 100 x 80	WWB10080SG	555	25	25	WWB10080SG2	1110	8	8	
B 100 x 100	WWB100100SG	809	18	18	WWB100100SG2	1618	8	8	
B 120 x 80	WWB12080SG	786	18	90	WWB12080SG2	1572	8	40	
B 150 x 100	WWB150100SG	1010	12	48	WWB150100SG2	2020	4	40	
B 150 x 150	WWB150150SG	2195	8	80	WWB150150SG2	4390	2	40	

Note : 1) For any special colour request additional 10% will be charged on price. For cut length additional 10% will be charged.
 2) Thin / Unslot will be supplied on request. For thin slot replace the cat. number ending with SG by TG,
 For un slotted channel replace the cat. number ending with SG by UG. MRP will be same as standard slot.

Covers for FRLS Cable Duct (Cable duct comes with default covers, following are spare offerings)

	Description	Cat. No.	M.R.P. (₹) Per Unit
		Cover for 15 mm A type	CCA15SG
Cover for 25 mm A type		CCA25SG	48
Cover for 30 mm A type		CCA30SG	59
Cover for 45 mm A type		CCA45SG	92
Cover for 60 mm A type		CCA60SG	110
Cover for 75 mm A type		CCA75SG	139
Cover for 80 mm A type		CCA80SG	165
Cover for 100 mm A type		CCA100SG	202
Cover for 25 mm B type		CCB25SG	50
Cover for 30 mm B type		CCB30SG	61
Cover for 40 mm B type		CCB40SG	76
Cover for 45 mm B type		CCB45SG	94
Cover for 50 mm B type		CCB50SG	113
Cover for 60 mm B type		CCB60SG	113
Cover for 72 mm B type		CCB72SG	143
Cover for 75 mm B type		CCB75SG	143
Cover for 80 mm B type		CCB80SG	171
Cover for 100 mm B type		CCB100SG	208
Cover for 120 mm B type	CCB120SG	222	
Cover for 150 mm B type	CCB150SG	260	

Slotting Styles (A & B Types)



These products are manufactured by

salzer

Disclaimer

Every effort as to the correctness or sufficiency of the information and data contained in the catalogue is made. We however cannot accept any liability for the accuracy or completeness of the information and data provided. No claims in this regard shall consequently be accepted.

We reserve the right to make changes, without prior notice, in the catalogue.

Products with CAT no. having, with or without, dot as suffix are same.

Control & Protect Your Panels with **Precision & Reliability**



Earth Leakage Relay

Built on Trust. Designed for high performance.

LED Indications for power on, alarm and trip for easy identification

Ease of programming using dial and dip switches

MODBUS RS485 communication port available

Wide trip time setting from 0-10 sec

ULTIMATE DIGITAL VOLTAGE MONITORING RELAY WITH ADVANCED NEUTRAL LOSS FEATURE



SWITCH TO **DIGITAL VOLTAGE MONITORING RELAY-SM800**

Timing Devices, Supply Monitors & ELR

Timers [9107]

Micon 175	Type	Time	Voltage	Contact Arrangement	Cat. No.	M.R.P. (₹) Per Unit
	ON Delay	0.3 sec - 30 hrs	240 VAC/24 VAC/DC	1 C/O	120DT4	795
110 VAC/24 VAC/DC						
12 VDC						
ON Delay & Interval	0.1 sec - 100 hrs	240 VAC/24 VAC/DC	1 C/O	12WDTC	1155	
Star Delta Timer	3 sec - 120 sec	240 VAC	1 NO (Star)+1 NO (Delta)	12SDT0	895	
	3 sec - 30 sec	240 - 415 VAC	1 C/O (Star)+1 C/O (Delta)	14SDT1S	1480	
Signal OFF Delay	0.3 sec - 30 hrs	240 VAC/24 VAC/DC	1 C/O	12RDT4	1090	
	0.3 sec - 30 hrs	12 VDC				
Multifunction Timer	0.1 sec - 100 hrs	12 - 240 VAC/DC	1 C/O	1CMDT0	1855	
			2 C/O	1CMDTF	1975	
Asymmetrical ON/OFF & OFF/ON	0.1 sec - 100 hrs	12 - 240 VAC/DC	1 C/O	1CJDT0	1855	
One Shot	0.3 sec - 30 hrs	110 VAC/24 VAC/DC	1 C/O	11BDT4	1380	
		240 VAC/24 VAC/DC				
		12 VDC				
Forward Pause Reverse Timer	ON time : 6 sec -60 min Pause time : 0.1 sec-200 sec	12 - 240 VAC / DC	2 C/O	1CZDTF	1975	




Pause time for Micon 175 star delta timer is 60 msec

1CMDT0 contains ON Delay, Impulse, Signal ON delay, Cyclic ON/OFF, Cyclic OFF/ON, Signal OFF Delay, Signal OFF/ON, Accumulative Delay ON signal, Impulse ON/OFF, Leading edge impulse, Trailing edge impulse, Leading edge Bistable

On Delay and Star Delta Timer Precision in Every pulse. Reliability in Every Start



 Micon 225	Type	Timing Range	Voltage	Contact Arrangement	Cat. No.	M.R.P. (₹) Per Unit
	ON Delay	0.1 sec - 10 hrs	24 - 240 VAC/DC	2 C/O	2AODT5	1750
	Star Delta Timer	3 sec - 120 sec	24 - 240 VAC/DC	1 NO (Star)+1 NO (Delta)	2ASDT0	1835
			240 - 415 VAC		2BSDT0	2165
	Multifunction Timer	0.1s to 120 days	24 - 240 VAC/DC	2 C/O (1 Inst+1 Delayed)	2A8DT6	1965
	Multifunction Multirange	0.1 sec - 10 hrs	24 - 240 VAC/DC	2 C/O	2A5DT5	1945
			240 - 415 VAC		2B5DT5	2340
	Signal Base Multi function - Multirange	0.1 sec - 10 hrs	24 - 240 VAC/DC	1 C/O	2ANDT0	2065
	Multifunction Timer 6 Functions	0.1 sec - 10 hrs	24 - 240 VAC/DC	2 C/O (1 Inst+1 Delayed for 6th Mode)	2A6DT6	2080
240 - 415 VAC			2B6DT6		2120	
True OFF Delay	0.6 sec - 600 sec	24 - 240 VAC/DC	2 C/O	23GDT0	2855	
Asymmetrical ON/OFF	0.1 sec - 10 hrs	24 - 240 VAC/DC	2 C/O	2AADT5	2200	


Pause time for Micon 225 star delta timer is 60 msec, 90 msec, 120 msec, 150 msec

Major timing functions


2A5DT5, 2B5DT5, 2A6DT6* and 2B6DT6* contains ON Delay, Interval, Cyclic ON/OFF, Cyclic OFF/ON, One Shot, ON Delay, On Delay (1 Inst + 1 Delayed)*

2ANDT0 contains ON Delay, Interval, Signal ON Delay, Accumulative ON Delay, Signal OFF Delay, Signal OFF/ON Delay, Leading edge impulse


2A8DT6 contains ON Delay, Impulse, Signal ON delay, Signal OFF delay, Step mode, One shot, Interval, Cyclic ON/OFF, Cyclic OFF/ON, Signal OFF Delay, Accumulative Delay ON signal, Impulse ON/OFF.

 Digital Timer DIGICON	Functions	Timer	Voltage	Contact Arrangement	Cat. No.	M.R.P. (₹) Per Unit
	8 Functions	0.1 sec - 999 hrs	24 - 240 VAC/DC	1 C/O	V0DDTS	2075
			24 - 240 VAC/DC	2 NO	V0DDTD	2075
	18 Functions	0.1 sec - 999 hrs	24 - 240 VAC/DC	1 C/O	V0DDTS1	2350
24 - 240 VAC/DC			2 NO	V0DDTD1	2350	


V0DDTS and V0DDTD contains On Delay, Signal OFF Delay, Cyclic ON/OFF, Signal OFF/ON, Cyclic OFF/ON, Interval, Signal ON/OFF, One Shot output
V0DDTS1 and V0DDTD1 contains ON Delay, Cyclic OFF/ON, Cyclic ON/OFF, Impulse on energizing, Accumulative Delay ON Signal, Accumulative Delay on Inverted signal, Accumulative Impulse ON signal, Signal ON Delay, Inverted Signal On delay, Signal OFF Delay, Impulse ON/OFF, Signal OFF/ON, Leading edge impulse, Trailing edge impulse, Delayed impulse, Negative edge impulse.

 Motor Restart Timer	Functions	Timer	Voltage	Contact Arrangement	Cat. No.	M.R.P. (₹) Per Unit
	Motor Restart Timer	Memory time Tm: 0.2 to 6 sec	110 VAC	1 C/O	23LDT0	2300
		Delay time Td: 0.2 to 60 sec	240 VAC		22LDT0	2300

Time Switches [9107]


 FM1 / Quartz	Product Description		Cat. No.	M.R.P. (₹) Per Unit
	FM1 / Quartz Daily	110 VAC - 240 VAC Base/DIN Mounting		

150 Hrs Battery Backup

 Digital Time Switch	Product Description		Cat. No.	M.R.P. (₹) Per Unit
	Time Switch (Crono)	110 - 240 VAC 1 C/O Base/DIN 25 ON/OFF Each		
24 VDC 1 C/O Base/DIN 25 ON/OFF Each		6GHDT0	3285	
12 VDC 1 C/O Base/DIN 25 ON/OFF Each		69HDT0	3460	
Time Switch (Crono Pro)	110 - 240 VAC 2 C/O Base/DIN 50 ON/OFF Each	WT2DCDS	3940	
Time Switch (Pulse) *	110 - 240 VAC 1 C/O Base/DIN 16 Pulse	67DDT9	3230	
	24V DC 1 C/O Base /Din 16 Pulse	6GHDT9	3645	
	12V DC 1 C/O Base /Din 16 Pulse	69HDT9	3830	

Crono Pro Crono / Pulse

* For bell and siren application

 Astro	Product Description		Cat. No.	M.R.P. (₹) Per Unit
	Astro Mini	110 - 240 VAC 1 Phase - 2W 1 C/O , Base/Din		
Astro Pro	110 - 240 VAC 1 Phase - 2W 2 C/O , Base/Din 50 ON/OFF Each	AS2DCDS	6615	
Astro	110 - 240 VAC 3 Phase - 4W 3 Channel 3 N/O , Base/Din	T3DDT0	13625	







Astro Pro Astro Mini

Note : Astro Mini / Astro Pro is used for lighting control based on sunrise / sunset timings by latitude / longitude settings primarily used in streetlight application





Supply Monitoring Devices [9032]

› SPP includes single phasing, phase sequence and phase unbalance monitoring with auto reset

Voltage Monitoring Relay Series	Type	Supply Monitoring Type	Time delay	Asymmetry	Voltage & Contact Arrangement		Cat. No.	M.R.P. (₹) Per Unit
 <p>SM 301</p>  <p>SM 500</p>  <p>SM 500 with Neutral Loss Protection</p>  <p>SM 501</p> <p>Digital VMR Series</p>  <p>SM 800</p>  <p>SM 600 (MMR)</p>	SM301 (3Ph, 3W)	Single Phasing Preventor (SPP*) Fail Safe	ON Delay 2 sec and OFF Delay 7 sec	65 VAC Asymmetry	415 VAC, 1 C/O	MA51BC	1220	
					415 VAC, 2 C/O	MC21B5	1780	
					40 VAC Asymmetry	415 VAC, 1 C/O	MA51BK	1210
		SM301 (3Ph, 3W)	Phase loss monitoring Non Fail Safe Type	OFF Delay 500 msec and Recover Delay 2 Sec	30% Fixed	415 VAC, 1 C/O	MA59B5	1400
			Selectable Under Voltage + Selectable Over Voltage	Selectable ON Delay (0 to 15 min)	-	240 VAC, 1 C/O	MD71B9	1890
				Selectable ON Delay (0 to 15 sec)	-		MD71BH	1890
				Selectable OFF Delay (0 to 15 sec)	-		MD71BF	2215
		SM500 (3 Ph / 1 Ph, 4W)	Single Phasing Preventor + Selectable Under Voltage + Selectable Over Voltage	Selectable ON Delay (0 to 15 min) & OFF Delay 5 sec	Phase Asymmetry 10% fixed	240 VAC, 2 C/O	MG73B9	2310
				Selectable ON Delay (0 to 15 sec) & OFF Delay 5 sec	Phase Asymmetry 10% fixed		MG73BH	2310
				Selectable OFF Delay (0 to 15 sec) & ON Delay 5 sec	Phase Asymmetry 10% fixed		MG73BF	2310
	SPP + UV/OV, with fixed UV (173 V) & OV (288 V)			Selectable ON (10 Sec) and OFF Delay (5 Sec)	Phase Asymmetry 20% fixed		MG73BR	2310
		SPP + Selectable UV + Selectable OV with Neutral Loss Protection	ON Delay 5 sec and OFF Delay 5 sec, 500ms-1s for Neutral fail	94 VAC Asymmetry	415 VAC, 3 Ph 4W, 2 C/O	MAC04 D0100	2310	
	SM501 (3 Ph, 3W)	SPP + Under Voltage (80% of ϕ)	Selectable ON Delay and OFF Delay 15 sec	Selectable Asymmetry (5% to 17%)	415 VAC, 2 C/O	MB53BM	2350	
			Single Phasing Preventor + Selectable Under Voltage + Selectable Over Voltage	Selectable ON Delay 15 sec & OFF Delay 5 sec		Phase Asymmetry 10%	MG53BH	2350
				Selectable OFF Delay 15 sec & ON Delay 5 sec		Phase Asymmetry 10%	MG53BF	2350
				ON Delay 5 sec and OFF Delay 5 sec		65 VAC Asymmetry	MG53BI	2220
				ON Delay 3 min and OFF Delay 5 sec UV 85% of ϕ OV 110% of ϕ		Phase Asymmetry 10%	MG53BO	2220
	SM 800 (3PH/ 3W, 4W)	Single Phasing Preventor+ Selectable Under Voltage + Selectable Over Voltage + Neutral Loss (Applicable for 3P4W).	Power ON Delay (0 to 999 sec) , OFF Delay (0.1 to 999 sec) & ON delay (0.5 to 999 sec)	Voltage: 5 to 99 VAC (Default 60V) , Percentage : 2 to 50% (Default 10%)	145-500 VAC (Line Voltage), 1C/O	DMS110	2250	
					145-500 VAC (Line Voltage), 2C/O	DMS120	2380	
					85-300 VAC/DC (Auxiliary Supply) (P-N), 2 C/O	DMA220	2625	
	SM 600 (3P, 3W)	Phase loss+ Phase Sequence +Phase Asymmetry + UV + OV+3 phase interruption	Power ON delay (5s Fixed),ON delay (1-30 sec or Fixed), OFF delay (0.1 - 30 sec or Fixed)	Voltage +_ 1% of set value	500V -1000V AC 2 C/O	SMB110	10850	

Note : 3 Ph 3W - 3 Phase 3 Wire system; 3 Ph 4W - 3 Phase 4 Wire system.

Voltage Monitoring Relay Series	Type	Supply Monitoring Type	Time delay	Asymmetry	Voltage & Contact Arrangement	Cat. No.	M.R.P. (₹) Per Unit
	 <p>SM175 3 Ph, 3W</p>  <p>SM175 3 Ph, 4W</p>	SM175 (3 Ph, 3W)	Phase loss + Phase Sequence Monitoring	ON Delay 500 msec & OFF Delay 100 msec	-	208 - 480 VAC, 1 C/O (Steps of 208 - 220 - 380 - 400 - 415 - 440 - 480 VAC)	MK21D5
ON Delay 500 msec & OFF Delay 100 msec				Phase Asymmetry (30% fixed)	MC21D5		1455
ON Delay 5 sec & OFF Delay 100 msec (0 to 15s Selectable)				Phase Asymmetry (5% to 15% variable)	MA21DN		1900
SM175 (3 Ph, 3W)		Phase Loss + Phase Sequence + Under Voltage + Over Voltage monitoring (UV: -2% to -20% of \bar{U}_n , OV: 2% to 20% of \bar{U}_n)	ON Delay 5 sec and Selectable OFF Delay (0 to 15 sec)	-	MD21DF		1900
			Selectable ON Delay (0.5 to 15 sec) and OFF Delay 5 sec	Phase Asymmetry (10% fixed)	MG21DH		2130
SM175 (3 Ph, 4W)		Phase Loss + Phase Sequence + Under Voltage + Over Voltage (UV: -5% to -25% of \bar{U}_n , OV: 5% to 25% of \bar{U}_n)	ON Delay 5s and Selectable OFF Delay (0 to 15 sec)				MG21DF
	Phase loss+ Phase Sequence+ Under Voltage + Over Voltage (UV: -2% to -22% of \bar{U}_n , OV: 2% to 22% of \bar{U}_n)		Selectable ON delay (0 to 15 Sec),	Phase Asymmetry (10% fixed)	MAG03D0424*	2430	
			Selectable OFF delay (0 to 15 sec)		MAG03D0425*	2430	
SM175 (3 Ph, 4W)	Phase loss+ Phase sequence+ Under Voltage + Over Voltage (UV: -5% to -25% / 80% of \bar{U}_n (Fixed), OV: 5% to 25% of \bar{U}_n / 110% of \bar{U}_n (Fixed))	Selectable ON delay (0 to 15 sec/min),	Phase Asymmetry (10% fixed/ 5% to 25% Selectable)	MAG03D0426*	2430		
		Selectable OFF delay (0 to 15 sec/min)					
SM175 (3 Ph, 3W)	Phase loss Monitoring	ON delay 750 msec & OFF delay 500 msec	Phase Asymmetry (30% fixed)	415 VAC, 1 C/O	MAG03D0427*	1635	


* - Available till stock lasts.

Monitoring voltage. Safeguarding system.



Current Monitoring relay (CMR)

- › Microprocessor based relay protects against Overload, Phase reverse, Phase loss, Phase unbalance faults
- › Auto/ Manual reset selection
- › Fail- safe protection with inbuilt CT upto 45A
- › Inverse time model with underload, locked rotor protection and selectable trip class (10A, 10, 20, 30)
- › Definite time model with underload and selectable start and trip time

Current Monitoring relay	Phase	Type	Current & Contact Arrangement	Cat. No.	M.R.P. (₹) Per Unit
		3 Phase	Inverse Time Current Monitoring Relay	2 - 5A, 1 C/O	17A422CB0
3 - 9A, 1 C/O				17A122CB0	
8 - 24A, 1 C/O				17A222CB0	
15 - 45A, 1 C/O				17A322CB0	
Definite Time Current Monitoring Relay			2 - 5A, 1 C/O	17B422AA0	
			3 - 9A, 1 C/O	17B122AA0	
		8 - 24A, 1 C/O	17B222AA0		
		15 - 45A, 1 C/O	17B322AA0		
1 Phase		Inverse Time Current Monitoring Relay	2 - 5A, 1 C/O	17C412EB0	2565
			3 - 9A, 1 C/O	17C112EB0	
			8 - 24A, 1 C/O	17C212EB0	
			15 - 45A, 1 C/O	17C312EB0	
	Definite Time Current Monitoring Relay	2 - 5A, 1 C/O	17D412DA0		
		3 - 9A, 1 C/O	17D112DA0		
8 - 24A, 1 C/O		17D212DA0			
15 - 45A, 1 C/O		17D312DA0			





PTC Thermistor Relay Series	Relay Type	Description	Cat. No.	M.R.P. (₹) Per Unit
	Thermistor Relay	110 - 240 VAC, 2 C/O	MJ83BK	2645
		220 - 440 VAC, 2 C/O	MJ93BK	2670
		24 VAC/DC, 2 C/O	MJA3BK	3095
		110 - 240 VAC, 1 C/O	MJ81BK	2445
		220 - 440 VAC, 1 C/O	MJ91BK	2480

Hour Meter & Counter [9029]

Hour Meters	Product Description	Cat. No.	M.R.P. (₹) Per Unit
	HM36, 85 - 265 VAC Flush Mounting	LA25F1	1010
HM 36, 10 - 80 VDC Flush Mounting	LD17F1	1530	
HM36, 92 - 264 / 270 - 460 VAC Base - DIN Mounting	30A6B1	1100	
HM36, 10 - 80 VDC Base/DIN Mounting	30D1B1	1530	
Digital Hour Meter/Digital Counter (Resettable)	Z□□FB□	1835	

Hour Meter / Counter	Z □ □ FB □													
	<table border="0"> <tr> <td>Voltage</td> <td>1 Hour Meter</td> <td>Bezel</td> </tr> <tr> <td>H 10 - 80 VDC</td> <td>2 Counter</td> <td>A Round</td> </tr> <tr> <td>7 85 - 265 VAC</td> <td></td> <td>B 24 x 48</td> </tr> <tr> <td>J 12 - 48 VAC/DC</td> <td></td> <td>C Screw Mount</td> </tr> </table>	Voltage	1 Hour Meter	Bezel	H 10 - 80 VDC	2 Counter	A Round	7 85 - 265 VAC		B 24 x 48	J 12 - 48 VAC/DC		C Screw Mount	
Voltage	1 Hour Meter	Bezel												
H 10 - 80 VDC	2 Counter	A Round												
7 85 - 265 VAC		B 24 x 48												
J 12 - 48 VAC/DC		C Screw Mount												

Earth Leakage Relay [9032]

Earth Leakage Relays	Current Range	Type	Voltage & Contact Arrangement	Cat. No.	M.R.P. (₹)
					Per Unit
 <p>96 x 96 mm Earth Leakage Relay</p>  <p>DIN Mounted Earth Leakage Relay</p>  <p>CBCT</p>  <p>Rectangular CBCT</p>	30mA - 30A	Panel mounted (96 x 96 mm) Earth Leakage Relay	110 - 240 VAC/DC, 1 C/O (Pre-alarm) + 1 C/O (Fault)	17K716QF4N	4725
			110 - 240 VAC/DC, 1 C/O (Pre-alarm) + 1 C/O (Fault) with RS 485	17K716QF4M	6795
			240 - 415 VAC/DC, 1 C/O (Pre-alarm) + 1 C/O (Fault)	17K726QF4N	4725
			240 - 415 VAC/DC, 1 C/O (Pre-alarm) + 1 C/O (Fault) with RS 485	17K726QF4M	6795
		DIN mounted Earth Leakage Relay	110 - 240 VAC, 110 VDC, Manual reset	17G715GF2	4240
			220 - 415 VAC, 220 VDC, Manual reset	17G745GF2	
			15 VDC, Manual reset	17G755GF2*	
			110 - 240 VAC, 110 VDC, Auto reset	17G715KF2	
			220 - 415 VAC, 220 VDC, Auto reset	17G745KF2	
			15 VDC, Auto reset	17G755KF2*	
		CBCT (moulded case) for Type A & AC Current	38 mm ID	17H7NNHN3	1455
			57 mm ID	17H7NNIN3	1965
			70 mm ID	17H7NNQN3	2235
			92 mm ID	17H7NNJN3	2445
			120 mm ID	17H7NNLN3	2550
			210 mm ID	17H7NNKN3	4810
		CBCT (moulded case) for Type AC Current	38 mm ID	17H7NNRN3	1090
			57 mm ID	17H7NNVN3	1220
70 mm ID	17H7NNSN3		1290		
92 mm ID	17H7NNTN3		1730		
120 mm ID	17H7NNUN3		2005		
Rectangular CBCT (moulded case) for Type AC Current	300 x 50 mm ID	17H9NNWN0	9610		
	350 x 150 mm ID	17H9NNXN0	11680		

* - Available till stock lasts.

- › CBCT for Type AC : For applications with sinusoidal alternating current from 30mA to 30 A.
- › CBCT for Type A and AC : For applications with sinusoidal alternating current (from 30mA to 30A) & pulsating DC current (from 30mA to 3A).
- › Please contact nearest branch office for requirements of higher dimension CBCTs.

These products are manufactured by



Disclaimer for Timing Devices and Supply Monitors

Every effort as to the correctness or sufficiency of the information and data contained in the catalogue is made. We however cannot accept any liability for the accuracy or completeness of the information and data provided. No claims in this regard shall consequently be accepted.

We reserve the right to make changes, without prior notice, in the catalogue.

Products with CAT no. having, with or without, dot as suffix are same.

Elevate Your Panels with **superior illumination** & **aesthetic**



LED Indicators

Built on Trust. **Designed for high performance.**

LEDs with Inbuilt low voltage glow protection at 25% of rated voltage to avoid false indication due to stray voltages.

LEDs with >180 degree viewing angle for enhanced experience with uniform illumination.

Modular Remote Control Units

Note : All Cat.No. to be ordered in multiple of Standard Packing : 10, Except for Push Button Stations.



Gen Next Series

Gen Next Pro LED Indicator [8531]

› Surface Mounted Device LED technology


› Low Power consumption < 1W

› Surge & Low Voltage Glow Protection (LVGP)

	Description	Cat. No.	Colour (4 th Digit)	Voltage (5 th , 6 th , 7 th & 8 th Digit)	M.R.P. (₹) Per Unit
 <p>Ø22.5 mm</p>	Gen Next Pro LED Indicator 22.5 mm	EPL□□□□□	R-Red G-Green Y-Yellow A-Amber B-Blue W-White	012C - 12 VAC/DC 024C - 24 VAC/DC 030C - 30 VAC/DC 048C - 48 VAC/DC 064C - 64 VAC/DC 110A - 110 VAC 110D - 110 VDC 240A - 240 VAC 220D - 220 VDC	154
				415A - 415 VAC	265 Blue & White
 <p>Ø16 mm</p>	Gen Next Pro LED Indicator 16 mm	SPL□□□□□	R-Red G-Green Y-Yellow A-Amber B-Blue W-White	012C - 12 VAC/DC 024C - 24 VAC/DC 110C - 110 VAC/DC 240A - 240 VAC	180 300 Blue & White

Note * : LED Indicator for Flame Proof Panel application available on request.

Universal LED Indicator [8531]

	Description	Cat. No.	Colour (8 th Digit)	Voltage (9 th , 10 th , 11 th & 12 th Digit)	M.R.P. (₹) Per Unit
 <p>Gen Next Pro Ø22.5 mm Universal LED Indicator</p>	Gen Next Pro Universal LED indicator	EPL□□□□□	R-Red G-Green Y-Yellow A-Amber B-Blue W-White	224C-24 to 240V AC/DC	460 552 Blue & White





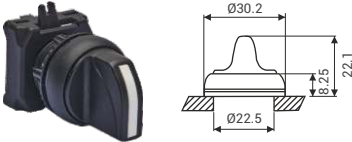










Introducing 16mm Pro LED Indicators

Compact in Design. Superior in Aesthetics.
Perfectly Crafted for Small-Size Panels.

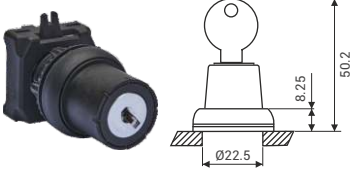






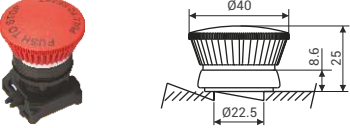
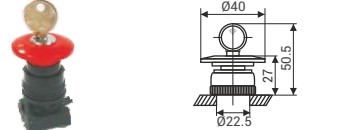
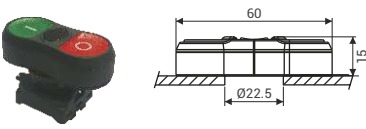


Gen Next Push Button & Selector Actuators Ø 22.5 mm [8538]

› Snap Mounting with compact contact blocks (EC1C & EC2C) › Max 3 row x 3 column stackable contact blocks

	Description	Cat. No.	Colour (4 th Digit)	M.R.P. (₹) Per Unit
	Flush Head	EMN□FD1	R-Red G-Green C-Black Y-Yellow W-White B-Blue A-Amber F-Gray	98
	Projecting Head Push Function	EMN□PD1	R-Red G-Green C-Black Y-Yellow W-White B-Blue A-Amber F-Gray	99
	Mushroom Head 'Push - Turn Function'	EMN□MH1	R-Red G-Green C-Black Y-Yellow	192
	Mushroom Head 'Push - Function'	EMN□MD1	R-Red G-Green C-Black Y-Yellow	139
	Symmetric Head	2 Position	R-Red G-Green C-Black W-White	273
		 Non Spring Return EP09SK00□0000		
		 Spring Return EP09SI00□0000		
		3 Position		
		 Non Spring Return EP09SL00□0000		288
		 Spring Return EP09SJ00□0000		
		 Spring Return L. H. EP09SM00□0000		
		 Spring Return R. H. EP09SN00□0000		
	Lever Head	2 Position	R-Red W-White C-Black	273
		 Non Spring Return EMN□LK1		
		 Spring Return EMN□LI1		
		3 Position		
		 Non Spring Return EMN□LL1		288
		 Spring Return EMN□LJ1		
		 Spring Return L. H. EMN□LM1		
		 Spring Return R. H. EMN□LN1		


Gen Next Push Button & Selector Actuators Ø 22.5 mm [8538]

	Description	Cat. No.	Colour (4 th Digit)	M.R.P. (₹) Per Unit
	Lock & Key Rotary Type	2 Position		C-Black
 Non Spring Return EP09KK00□0000				
 Spring Return EP09KI00□0000				
3 Position				
 Non Spring Return EP09KL00□0000				
 Spring Return EP09KJ00□0000				
 Spring Return L. H. EP09KM00□0000				
 Spring Return R. H. EP09KN00□0000				
	Push Pull	EG02MG0□	R-Red	377
	Mushroom Head Lock And Key Actuator	EG02MQ0R00	R-Red	427
	Twin Touch with Black centre strip	EG02TD0I	-	195



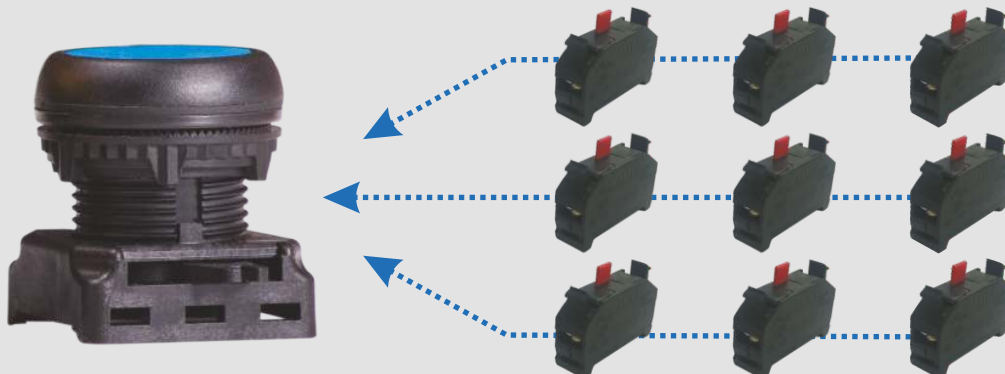
Brass Metal Coller Push Button

- Note :**
- Actuators & Selector Actuators with black ABS collar are offered as Standard
 - Actuators (except Mushroom Head Push - Pull Actuators) are also available with chrome plated ABS & Brass collar
 - Non-Illuminated Actuator
 - For PU Coated ABS Collar replace 7th digit 1 by 2 eg. : EMNPD[2]
 - For Brass Metal Collar replace 7th digit 1 by 3 eg. : EMNPD[3] (Please contact nearest branch office for MRP)
 - Illuminated Actuator
 - For PU Coated ABS Collar replace 4th digit 3 by 5 eg. : EG0[5]***
 - For Brass Metal Collar replace 4th digit 3 by 7 eg. : EG0[7]*** (Please contact nearest branch office for MRP)

Note * : In 2 position selector actuator, for operating style  replace 6th digit from K to R and for operating style , replace 6th digit from K to T

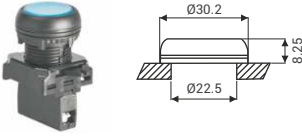
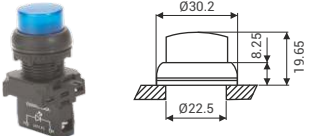
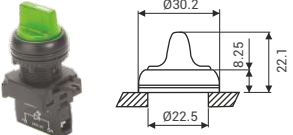




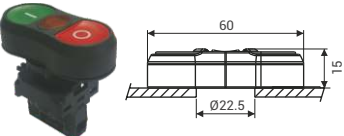
Stack smart control more

Operate nine contact blocks with just **one** push button



Gen Next Illuminated Push Button Actuators [8531]

› Snap Mounting with compact contact blocks (EC1C & EC2C)

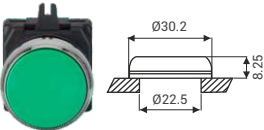
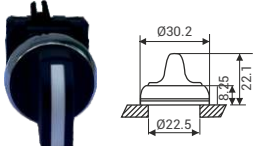

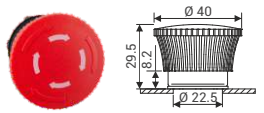
	Description	Cat. No.	Colour (8 th Digit)	Voltage (9 th , 10 th , 11 th & 12 th Digit)	M.R.P. (₹) Per Unit
	Flush Head	EG03FDL□□□□□	R-Red G-Green Y-Yellow A-Amber	012C - 12 VAC/DC 024C - 24 VAC/DC 030C - 30 VAC/DC 048C - 48 VAC/DC 064C - 64 VAC/DC 110A - 110 VAC 110D - 110 VDC	277
			B-Blue W-White	240A - 240 VAC 220D - 220 VDC	513 Blue and White
	Projecting Head (Push Function)	EG03PDL□□□□□	R-Red G-Green Y-Yellow A-Amber	012C - 12 VAC/DC 024C - 24 VAC/DC 030C - 30 VAC/DC 048C - 48 VAC/DC 064C - 64 VAC/DC 110A - 110 VAC 110D - 110 VDC	277
			B-Blue W-White	240A - 240 VAC 220D - 220 VDC	513 Blue and White
	Selector Actuator with LED holder	2 Position		R-Red G-Green Y-Yellow A-Amber B-Blue W-White	012C - 12 VAC/DC 024C - 24 VAC/DC 030C - 30 VAC/DC 048C - 48 VAC/DC 064C - 64 VAC/DC 110A - 110 VAC 110D - 110 VDC 240A - 240 VAC 220D - 220 VDC
		 Non Spring Return EG03SKL□□□□□	406		
		 Spring Return EG03SIL□□□□□			
		3 Position			
		 Non Spring Return EG03SLL□□□□□	605 Blue and White		
		 Spring Return EG03S JL□□□□□			
	Twin Touch with Led Holder	EG03TDL□□□□□	Y- Yellow A-Amber	012C - 12 VAC/DC 024C - 24 VAC/DC 030C - 30 VAC/DC 048C - 48 VAC/DC 064C - 64 VAC/DC 110A - 110 VAC 110D - 110 VDC 240A - 240 VAC 220D - 220 VDC	348

Note* : 1) In 2 position selector actuator, for operating style  replace 6th digit from K to R and for operating style  replace 6th digit from K to T.

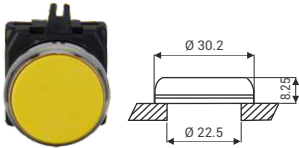
2) Assembly comes with LED holder. Please order contact block EC1C and EC2C separately.

GEN NEXT Metal Push Button & Selector Actuator [8538]


› Snap Mounting with compact contact blocks (EC1C & EC2C)

	Description	Cat. No.	Colour	M.R.P. (₹) Per Unit	
	Flush head	EM27FD00□00	R-Red G-Green C-Black Y-Yellow W-White B-Blue A-Amber	103	
		EM27FD00□00			
		EM27FD00□00			
		EM27FD00□00			
		EM27FD00□00			
		EM27FD00□00			
		EM27FD00□00			
	Symmetric Head	2 Position		C-Black	
		Non Spring Return EM27SK00□00 ↘	307		
		Spring Return EM27SI00□00 ↘			
		3 Position			347
		Non Spring Return EM27SL00□00 ↘↘			
		Spring Return EM27SJ00□00 ↘↘			
		Spring Return L.H. EM27SM00□00 ↘↘			
Spring Return R.H. EM27SN00□00 ↘↘					
	Lock & Key	2 Position		C-Black	
		Non Spring Return EM27KK00□00 ↘	422		
		Spring Return EM27KI00□00 ↘			
		3 Position			467
		Non Spring Return EM27KL00□00 ↘↘			
		Spring Return EM27KJ00□00 ↘↘			
		Spring Return L.H. EM27KM00□00 ↘↘			
Spring Return R.H. EM27KN00□00 ↘↘					
	Mushroom Head-Push Turn	EM27MH00□00	R-Red	234	
		EM27MH00□00	G-Green		
	Mushroom Head-Push Function	EM27MD00□00	R-Red	154	

GEN NEXT Metal Illuminated Push Button Actuator [8531]

	Description	Cat. No.	Colour (8 Digit)	Voltage (9 , 10 , 11 & 12 Digit)	M.R.P. (₹) Per Unit
	Illuminated Flush head	EM28FD0□□□□□	R-Red	012C - 12 V AC/DC	352
G-Green			024C - 24 V AC/DC		
Y-Yellow			030C - 30 V AC/DC		
A-Amber			048C - 48 V AC/DC		
W-White B-Blue			064C - 64 V AC/DC	727	
			110A - 110 V AC		
			110D - 110 V DC		
			240A - 240 V AC		
			220D - 220 V DC		

Gen Next Modular Contact Blocks [8538]

	Description	Cat. No.	Colour	Voltage	M.R.P. (₹) Per Unit
	'NO' Block	EC1C	-	-	77
	'NC' Block	EC2C	-	-	77

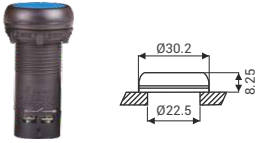
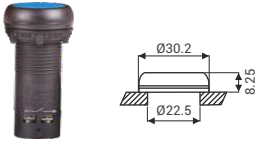
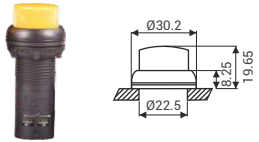
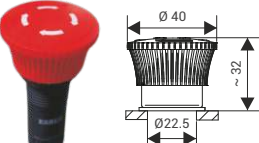
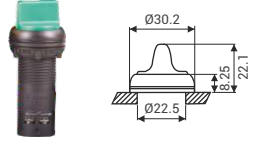
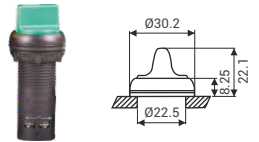





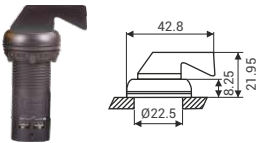
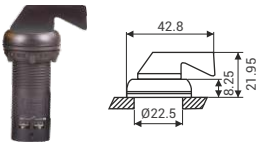






Spare for Gen Next Series [8531]

	Description	Cat. No.	Colour	Voltage	M.R.P. (₹) Per Unit
	LED Holder for Gen Next illuminated actuator series	EG08HOL□□□□□	R-Red	012C - 12 VAC/DC	208
G-Green			024C - 24 VAC/DC		
Y-Yellow			030C - 30 VAC/DC		
A-Amber			048C - 48 VAC/DC		
B-Blue W-White			064C - 64 VAC/DC	415 Blue and White	
			110A - 110 VAC		
			110D - 110 VDC		
			240A - 240 VAC		
			220D - 220 VDC		

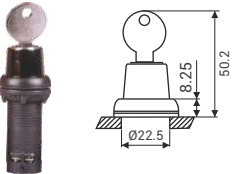





Note : Contact blocks and LED holder are same for Gen next and Gen next META series



Gen Next entegral Actuator [8536]

› With inbuilt contact arrangement › Contact rating 6A @ 240AC

	Description	Cat. No.	Contact Configuration (3 rd Digit)	Colour (4 th Digit)	M.R.P. (₹) Per Unit
	Flush Head	EE□□FD1	1 - 1 NO 2 - 1 NC	R-Red G-Green Y-Yellow	152
			3 - 1 NO + 1 NC 4 - 2 NO 5 - 2 NC	W-White B-Blue A-Amber C-Black	221
	Projecting Head Push Function	EE□□PD1	1 - 1 NO 2 - 1 NC	R-Red G-Green Y-Yellow	152
			3 - 1 NO + 1 NC 4 - 2 NO 5 - 2 NC	W-White B-Blue A-Amber C-Black	221
	Mushroom Head Push - Turn	EE□□MH1	1 - 1 NO 2 - 1 NC	R-Red G-Green Y-Yellow	222
			3 - 1 NO + 1 NC 4 - 2 NO 5 - 2 NC	C-Black	302
	Mushroom Head Push - Function	EE□□MD1	1 - 1 NO 2 - 1 NC	R-Red G-Green Y-Yellow	188
			3 - 1 NO + 1 NC 4 - 2 NO 5 - 2 NC	C-Black	256
	Symmetric Head Actuator	2 Position	1 - 1 NO 2 - 1 NC	R-Red G-Green W-White C-Black	305
		 Non Spring Return EE□□SK1	3 - 1 NO + 1 NC (Left NO) 4 - 2 NO 5 - 2 NC		375
		 Spring Return EE□□SI1	6 - 1 NO + 1 NC (Right NO)		386
		3 Position	3 - 1 NO + 1 NC (Left NO) 4 - 2 NO 5 - 2 NC 6 - 1 NO + 1 NC (Right NO)		
		 Non Spring Return EE□□SL1			
		 Spring Return EE□□SJ1			
		 Spring Return L. H. EE□□SM1			
 Spring Return R. H. EE□□SN1					
	Lever Head	2 Position	1 - 1 NO 2 - 1 NC	R-Red G-Green W-White C-Black	305
		 Non Spring Return EE□□LK1	3 - 1 NO + 1 NC (Left NO) 4 - 2 NO 5 - 2 NC		375
		 Spring Return EE□□LI1	6 - 1 NO + 1 NC (Right NO)		386
		3 Position	3 - 1 NO + 1 NC (Left NO) 4 - 2 NO 5 - 2 NC 6 - 1 NO + 1 NC (Right NO)		
		 Non Spring Return EE□□LL1			
		 Spring Return EE□□LJ1			
		 Spring Return L. H. EE□□LM1			
 Spring Return R. H. EE□□LN1					


Gen Next integral Actuator [8536]

	Description	Cat. No.	Contact Configuration (3 rd Digit)	Colour (4 th Digit)	M.R.P. (₹) Per Unit	
	Lock & Key Rotary Type	2 Position		1 - 1 NO 2 - 1 NC	C-Black	391
		 Non Spring Return EE□□KK1		3 - 1 NO + 1 NC (Left NO) 4 - 2 NO 5 - 2 NC 6 - 1 NO + 1 NC (Right NO)		467
		Spring Return EE□□KI1				
		3 Position		3 - 1 NO + 1 NC (Left NO) 4 - 2 NO 5 - 2 NC 6 - 1 NO + 1 NC (Right NO)		478
		 Non Spring Return EE□□KL1				
		Spring Return EE□□KJ1				
	Spring Return L. H. EE□□KM1					
 Spring Return R. H. EE□□KN1						

Note * : In 2 position selector actuator, for operating style  replace 6th digit from K to R and for operating style , replace 6th digit from K to T





Panel Mounted Buzzer Ø 22.5 mm [8531]

- › IP20 protection
- › 80dB at 1 m distance
- › Low Power consumption < 0.6W








	Description	Electrical Rating	Cat. No.	M.R.P. (₹) Per Unit	
	22.5 mm Panel Mounted Buzzer Black colour			Round Type	366
		240 VAC	EG15R00C240A		
		110 VAC	EG15R00C110A		
		64 VAC/DC	EG15R00C064C		
		48 VAC/DC	EG15R00C048C		
		30 VAC/DC	EG15R00C030C		
		24 VAC/DC	EG15R00C024C		
12 VAC/DC	EG15R00C012C				

Gen Next Push Button Stations [8536]

- Dimension
- › Single Station : 65 x 55 x 33 mm
 - › Two Station : 100 x 55 x 53 mm
 - › Three Station : 134 x 55 x 53 mm
 - › Eight Station : 305 x 55 x 53 mm

	Description	Cat. No.	M.R.P. (₹) Per Unit
	Flush Head Actuator - Red with Legend - STOP Contact - 1 'NC'	EP1FAC01	594
Flush Head Actuator - Green with Legend - START Contact - 1 'NO'	EP1FAB02		
	Two Position Symmetric Head Selector Switch - Black with Legend - OFF / ON Contact - 1 'NO'	EP1FAF08	780
	Two Position Lock & Key Rotary Switch with Legend - OFF / ON Contact - 1 'NO'	EP1FAF12	861
	Mushroom Head Actuator 'Push Function' with Legend - STOP Contact - 1 'NC' for Stop	EP1FAC03	630






Gen Next Push Button Stations [8536]

	Description	Cat. No.	M.R.P. (₹) Per Unit
	Mushroom Head Actuator 'Push Turn Type' with Legend - STOP Contact - 1 'NC' for Stop	EP1FAC05	768
	Flush Head Actuator - Green with Legend - START Contact - 1 'NO' (Station One)	EP2FAH0201	861
	Flush Head Actuator - Red with Legend - STOP Contact - 1 'NC'		
	Flush Head Actuator - Green with Legend - START Contact - 1 'NO' (Station One)	EP2FAH0205	952
	Mushroom Head Actuator 'Push Turn Type' with Legend - STOP Contact - 1 'NC' (Station Two)		
	LED Indicator 240 VAC - Red (Station One)	EP3FAU1X0201	1160
	Flush Head Actuator - Green with Legend - START Contact - 1 'NO' (Station Two)		
	Flush Head Actuator - Red with Legend - STOP Contact - 1 'NC' (Station Three)		
	Flush Head Actuator - Green with Legend - FORWARD Contact - 1 'NO' (Station Two)	EP3FAR020102	1086
	Flush Head Actuator - Red with Legend - STOP Contact - 1 'NC' (Station Two)		
	Flush Head Actuator - Green with Legend - REVERSE Contact - 1 'NO' (Station Three)		
	Flush Head Actuator - Green with Legend - UP Contact - 1 'NO' (Station Two)	EP3FAS020102	1086
	Flush Head Actuator - Red with Legend - STOP Contact - 1 'NC' (Station Two)		
	Flush Head Actuator - Green with Legend - DOWN Contact - 1 'NO' (Station Three)		
	All 7 Flush Head Actuators with NO Contact & Mushroom Head Push Turn	EP8F02	3081
	8 Way push button pendant with hanging provision	EP8F04	3295
	Single Station Enclosure Box without Actuator	EP1FAA*	328
	Two Station Enclosure Box without Actuator	EP2FAA*	349
	Three Station Enclosure Box without Actuator	EP3FAA*	359
	Eight Station Enclosure Box without Actuator	EP8FAA*	600

- Note :**
1. All Gen next push button stations contains entegral Actuators.
 2. Only entegral actuators can be used for converting Gen next enclosure boxes into Gen Next push button station.
 3. For any other combination of actuators/indicators in push button stations please contact nearest branch office.
 4. EP8F04 is available in single speed for crane application.
- * Chapter ID : 8538.

Universal Push Button Stations (in ABS Engineering plastic body) [8536]

Dimension > Single Station : 75 x 75 x 56 mm > Two Station : 127 x 75 x 56 mm
> Three Station : 160 x 75 x 56 mm

	Description	Cat. No.	M.R.P. (₹) Per Unit
	Flush Head Actuator - Red with Laser Marking - STOP Contact - 1 'NC'	EWS1C01AC062	717
	Flush Head Actuator - Green with Laser Marking - START Contact - 1 'NO'	EWS1C01AC063	717
	Two Position Symmetric Head Selector Switch - Black with Laser Marking - OFF / ON Contact - 1 'NO'	EWS1C01AF064	947
	Illuminated Actuator - Green with Laser Marking - ON Contact - 1 'NO' - 240 VAC	EWS1C01AA070	846
	Two Position Lock & Key Rotary Switch with Laser Marking - OFF / ON Contact - 1 'NO'	EWS1C01AF065	1070
	Mushroom Head Actuator 'Push Function' with Laser Marking - STOP Contact - 1 'NC' for Stop	EWS1C13AC054	762
	Mushroom Head Actuator 'Push Turn type' with Laser Marking - STOP Contact - 1 'NC' for Stop	EWS1C13AC051	860
	"Mushroom Head Actuator with Lock and Key on Yellow Cover, with Laser Marking - STOP, Contact - 1 'NC' for Emergency Stop"	EWS1C13AC066	1046
	Push Button Station with Push Pull Emergency Switch, Red with 1 NC	EWS1C13AC069	929
	Flush Head Actuator - Green with Laser Marking - START Contact - 1 'NO' (Station One) Flush Head Actuator - Red with Laser Marking - STOP Contact - 1 'NC' (Station Two)"	EWS2C01AH045	1035
	Flush Head Actuator - Green with Laser Marking - START Contact - 1 'NO' (Station One) Mushroom Head Actuator 'Push Turn Type' with Laser Marking - TOP Contact - 1 'NC'"	EWS2C01AH067	1147
	Flush Head Actuator - Green with Laser Marking - START Contact - 1 'NO' (Station One) Mushroom Head Actuator 'Lock & Key Type' with Laser Marking - STOP Contact - 1 'NC'"	EWS2C01AH068	1354
	Pilot Light 240 VAC White (Station One) Flush Head Actuator - Green with Laser Marking - START Contact - 1 'NO' (Station Two) Flush Head Actuator - Red with Laser Marking - STOP Contact - 1 'NC' (Station Three)"	EWS3C01AH048	1401
	Flush Head Actuator - Green with Laser Marking - FORWARD Contact - 1 'NO' (Station One) Flush Head Actuator - Red with Laser Marking - STOP Contact - 1 'NC' (Station Two) Flush Head Actuator - Green with Laser Marking - REVERSE Contact - 1 'NO' (Station Three)"	EWS3C01BJ055	1314
	Flush Head Actuator - Green with Laser Marking - UP Contact - 1 'NO' (Station One) Flush Head Actuator - Red with Laser Marking - STOP Contact - 1 'NC' (Station Two) Flush Head Actuator - Green with Laser Marking - DOWN Contact - 1 'NO' (Station Three)"	EWS3C01AS055	1314

Universal Push Button Stations (in ABS Engineering plastic body) [8538]


Push Buttons Station Enclosure

- Dimension
- › Single Station : 75 x 75 x 56 mm
 - › Two Station : 127 x 75 x 56 mm
 - › Three Station : 160 x 75 x 56 mm
 - › Four Station : 215 x 75 x 70 mm
 - › Five Station : 270 x 75 x 71 mm

	Description	Cat. No.	M.R.P. (₹) Per Unit
	Enclosure Grey-Black single hole	EWS1C01AA	418
Enclosure Grey-Black & 2 hole of Ø 22.5	EWS2C01AA	541	
Enclosure Grey-Black & 3 holes of Ø 22.5	EWS3C01AA	663	
Enclosure Grey-Black & 4 holes of Ø 22.5	EWS4C01AA	930	
Enclosure Grey-Black & 5 holes of Ø 22.5	EWS5C01AA	1074	
	Enclosure Yellow-Black single hole	EWS1C13AA	418
	Enclosure Yellow-Black & 2 hole of Ø 22.5	EWS2C13AA	541
	Enclosure Yellow-Black & 3 holes of Ø 22.5	EWS3C13AA	663
	Enclosure Yellow-Black & 4 holes of Ø 22.5	EWS4C13AA	930
	Enclosure Yellow-Black & 5 holes of Ø 22.5	EWS5C13AA	1074


All Purpose Enclosures [8538]

Dimension: 110 x 80 x 65 mm


 Note : with plastic screws	Description	Cat. No.	M.R.P. (₹) Per Unit
	All Grey without hole	HF999000	414
	All Grey & 1 hole of Ø 22.5	HF999001	
All Grey & 2 holes of Ø 22.5	HF999002		

Note : Gen Next Series actuator and contact blocks can be used to convert all purpose enclosure box into push button stations.


Accessories and Spares [8538]


Metal Plates - Spare	Description	Cat. No.	M.R.P. (₹) Per Unit
	Small	HH2420122	29
	Large	HH2420124	
	Square	HH2420123	

Note : Printing as per customer requirement

Fixing Device	Cat. No.	M.R.P. (₹) Per Unit
	HH192000	95

Plastic Plate	Cat. No.	M.R.P. (₹) Per Unit	
 Yellow legend plate	HB135000	80	
 Padlock Yellow (for Mushroom head Actuator)	HF192024	199	
 Padlock Transparent (for Flush head Actuator)	HF192025	180	
	Protecting Shroud for Emergency Push Button	HF195020A	92
	Protecting Shroud	HF195004	80

Shroud (Boot) for Actuator  (For IP67 protection of actuators)	Colour	Gen Next Actuator	
		Cat. No.	M.R.P. (₹) Per Unit
	White	HB17101	37
	Red	HB17301	
	Green	HB17401	
	Black	NA	
	Yellow	HB17501	
	Blue	HB17701	
	Amber	HB17801	
	Colourless	HB190003	45

Spare Lens Cap 	Colour	Cat. No.		M.R.P. (₹) Per Unit
		Non Illuminated	Illuminated	
	Red	HB103002	HB103103	28
	Green	HB104000	HB104101	
	Black	HB102006	NA	
	Yellow	HB105008	HB105109	
	White/Opal	HB101004	HB101105	
	Blue	HB107010	HB107111	
	Orange	HB108012	HB108113	
	Colourless	NA	HB100107	

Note : It can be used for Gen Next.

Collar (For Flush/ Projecting Head) 	Cat. No.	Colour	M.R.P. (₹) Per Unit
	HB196000	Chrome Plated 'ABS'	24
	HB192000	Black	24
Adaptor Ring * (For 30 to 22 mm in Panel Cutout conversion) 	HB326000	Brass	78
	HH180000	Gray	34
	HH182004	Black	
HH196006	Chrome Plated 'ABS'		
Blanking Plugs 	HH180002	Gray	66
	HH182009	Black	
	HH196010	Chrome Plated 'ABS'	
Center Indication Strip (For Twin Touch Actuator) 	HB102058	Black	66
	HB105163	Yellow	
	HB108169	Orange	
	HB100161	Colourless	

* It can be used to convert Gen Next actuator series to TK3 Ø30 mm mounting.

Every effort as to the correctness or sufficiency of the information and data contained in the catalogue is made. We however cannot accept any liability for the accuracy or completeness of the information and data provided. No claims in this regard shall consequently be accepted.

We reserve the right to make changes, without prior notice, in the catalogue.

Products with CAT no. having, with or without, dot as suffix are same.

These products are manufactured by



General Terms

All prices are on Maximum retail price basis inclusive of all duties, GST & any other tax as applicable.

Warranty Policy

All products listed in the price list are covered by a warranty against manufacturing defects for a period of 18* months from the date of purchase. For Lauritz Knudsen MCBs & Isolators mounted inside Lauritz Knudsen Distribution Boards, an extended warranty of 5 years is provided.

In the event of a defect due to faulty workmanship or other associated reasons, we will, at our discretion, remedy the defect or replace the faulty parts or the entire product as soon as possible, free of cost.

However, the warranty is subject to proper usage, efficient maintenance, and does not cover defects arising from fire, accidents, inefficient maintenance, faulty operation, or deliberate or accidental damage. It also does not cover damage to power electronic components such as thyristors & IGBTs, which primarily fail due to overtemperature & over-voltage. Users need to take adequate precautions to eliminate these conditions. Manufacturer shall not be responsible & liable for any special, incidental, social or consequential (including lost profits) loss, consequential damages, injury or damages (punitive) of any kind solely attributable to defect or failure of its products. Manufacturer shall not be liable in any manner for the issue of or failure in the performance of other equipment the product is attached to.

Comprehensive Service Support

Lauritz Knudsen Electrical & Automation has over seven decades of experience in providing after sales service for low voltage distribution system in every type of industry & commercial complex in India

Lauritz Knudsen Electrical & Automation offers the following services, partnering you in your maintenance of low voltage distribution products:

- › Regular Maintenance
- › Preventive Maintenance Programme
- › On Call
- › Annual Maintenance Contract
- › Product Support for Managing Obsolescence-

Switchgear Training Centres



Pune

Lauritz Knudsen Electrical & Automation
Switchgear Training Centre
T-156 / 157, MIDC,
Bhosari, Pune - 411 026
Tel: 020-2712 0037 / 2712 0653
E-mail: STC-PUNE@LK-EA.com



Lucknow

Lauritz Knudsen Electrical & Automation
Switchgear Training Centre
C-6 & 7, UPSIDC,
P. O. Sarojininagar,
Lucknow - 226 008
Tel: 97944 54455
E-mail: STC-LUCKNOW@LK-EA.com



Delhi

Lauritz Knudsen Electrical & Automation
Switchgear Training Centre
A-25, Imperia Complex, First Floor
Mohan Cooperative Industrial Estate
Near Sarita Vihar / Mohan Estate Metro Station
Main Mathura Road, New Delhi - 110044
Tel: 9899020306 / 9720186726 / 9560845094
E-mail: STC-DELHI@LK-EA.com



Kolkata

Lauritz Knudsen Electrical & Automation
Switchgear Training Centre,
2nd Floor, Block BN3, Sector V,
Salt Lake City,
Kolkata - 700091, West Bengal
Tel: 7738717893 / 7797795567
E-mail: STC-KOLKATA@LK-EA.com



Vadodara

Lauritz Knudsen Electrical & Automation
Switchgear Training Centre
Behind L&T Knowledge City,
Near Village Ankhol,
Vadodara - 390019
Tel: 0265 6147805 / 6147808
E-mail: STC-VADODARA@LK-EA.com



Coonor

Lauritz Knudsen Electrical & Automation
Switchgear Training Centre
Ooty-Coonor Main Road
Yellanahalli P.O.,
The Nilgiris - 643 243
Tel: 0423 251 7107
E-mail: STC-COONOOR@LK-EA.com

Customer Interaction Center (CIC)
Phone no: 022 6932 7800
Web: www.LK-EA.com | e-mail: CIC@LK-EA.com



Electrical Standard Products (ESP) Offices

HEAD OFFICE

Lauritz Knudsen Electrical & Automation, A/600, Shil-Mahape Road, TTC Industrial Area, MIDC Thane, Navi Mumbai, 400 710, Maharashtra.

Tel: 022-6722 6300 | Fax: 022-6705 1112 | e-mail: CIC@LK-EA.com

BRANCH OFFICES

Lauritz Knudsen Electrical & Automation
C-201, The First Commercial Complex,
B/S Keshavbaug Party Plot, Vastrapur,
Ahmedabad - 380 015
Phone No: 022-6932 7800
e-mail: CIC@LK-EA.com

Lauritz Knudsen Electrical & Automation
Shri Daneshwari, 1st Floor,
Plot No. 17, 2nd Cross, Near Old Income
Tax Office Road, Vidyanagar,
Hubballi - 580 021
Phone No: 022-6932 7800
e-mail: CIC@LK-EA.com

Lauritz Knudsen Electrical & Automation
No.10, Fortuna Towers, 2nd Floor,
Rana Pratap Marg, Near NBRI,
Lucknow - 226 001
Phone No: 022-6932 7800
e-mail: CIC@LK-EA.com

Lauritz Knudsen Electrical & Automation
A06/A07, Second Floor,
Grand Chandra Complex, Frazer Road
Patna - 800 001
Phone No: 022-6932 7800
e-mail: CIC@LK-EA.com

Lauritz Knudsen Electrical & Automation
Wework Central, #36 Infantry Road,
Bengaluru - 560 001
Phone No: 022-6932 7800
e-mail: CIC@LK-EA.com

Lauritz Knudsen Electrical & Automation
AWFIS Space Solutions, Prestige Phoenix,
4th floor, 1405, Umanagar, Begumpet,
Hyderabad - 500 016
Phone No: 022-6932 7800
e-mail: CIC@LK-EA.com

Lauritz Knudsen Electrical & Automation
El Dorado Building, 3rd Floor, 6,
Venkatraman Street, Chinna Chokkikulam,
Madurai - 625 002
Phone No: 022-6932 7800
e-mail: CIC@LK-EA.com

Lauritz Knudsen Electrical & Automation
UrbanWrk, 5th Floor, Sai Radhe,
Raja Bahadur Mill Road, Behind Hotel
Grand Sheraton, Sangamwadi
Pune - 411 001
Phone No: 022-6932 7800
e-mail: CIC@LK-EA.com

Lauritz Knudsen Electrical & Automation
Work loop Unit-612, 6th Floor,
Esplanade One, Rasulgarh,
Bhubaneswar - 751 010
Phone No: 022-6932 7800
e-mail: CIC@LK-EA.com

Lauritz Knudsen Electrical & Automation
Workie, 214 - 2nd Floor,
Apollo Premier, PU-4,
Scheme No. 54, Vijay Nagar Square,
Indore - 452 010
Phone No: 022-6932 7800
e-mail: CIC@LK-EA.com

Lauritz Knudsen Electrical & Automation
Bestech Business Park,
Tower - A, 2nd floor, Sector - 66
Mohali - 160059
Phone No: 022-6932 7800
e-mail: CIC@LK-EA.com

Lauritz Knudsen Electrical & Automation
Office No. 211 & 212, Pithalia Plaza,
KK Road, Near Fafadih Chowk,
Raipur - 492 001
Phone No: 022-6932 7800
e-mail: CIC@LK-EA.com

Lauritz Knudsen Electrical & Automation
801 Word Level-8, No. 28,
SIDCO Industrial Estate, Guindy,
Chennai - 600 032
Phone No: 022-6932 7800
e-mail: CIC@LK-EA.com

Lauritz Knudsen Electrical & Automation
Office No. 430, 4th Floor,
Jaipur Electronic Market, Riddhi Siddhi,
Gopalpura Bypass,
Jaipur - 302 018
Phone No: 022-6932 7800
e-mail: CIC@LK-EA.com

Lauritz Knudsen Electrical & Automation
TC II, Tower B, PRIMA BAY Gate No. 5,
Saki Vihar Road Powai,
Mumbai - 400 072
Phone No: 022-6932 7800
e-mail: CIC@LK-EA.com

Lauritz Knudsen Electrical & Automation
DevX 4th Floor, A Wing, Om 9 Square,
150 Ft Ring Road, Near Nana Mava Circle,
Opp Silver Heights,
Rajkot - 360 001
Phone No: 022-6932 7800
e-mail: CIC@LK-EA.com

Lauritz Knudsen Electrical & Automation
Playworkz Coworking Space
43 & 44, 3rd Cross,
Bharathy Colony, Peelamedu,
Coimbatore - 641 004
Phone No: 022-6932 7800
e-mail: CIC@LK-EA.com

Lauritz Knudsen Electrical & Automation
GDR Siddha, Ground Floor, N Road
Bistupur, Opposite St. Mary's Church,
Jamshedpur - 831 001
Phone No: 022-6932 7800
e-mail: CIC@LK-EA.com

Lauritz Knudsen Electrical & Automation
Unnati Building, 2nd Floor,
Automation Campus, A-600, TTC Industrial
Area Shil-Mahape Road, Mahape,
Navi Mumbai - 400 710
Phone No: 022-6932 7800
e-mail: CIC@LK-EA.com

Lauritz Knudsen Electrical & Automation
10th Floor, Titaanium Business,
Bhimrad Road, Althan
Surat - 395 017
Phone No: 022-6932 7800
e-mail: CIC@LK-EA.com

Lauritz Knudsen Electrical & Automation
3rd Floor, 1&2 Vijay Park,
Main Chakrata Road, Opp. Anandam,
Near Ballupur chowk,
Dehradun - 248 001
Phone No: 022-6932 7800
e-mail: CIC@LK-EA.com

Lauritz Knudsen Electrical & Automation
Business Communication Centre
2nd Floor, Chiramel Chambers,
Kurusipally Road, Ravipuram,
Kochi - 682 015
Phone No: 022-6932 7800
e-mail: CIC@LK-EA.com

Lauritz Knudsen Electrical & Automation
M1 & M2, Mezzanine Floor,
Himalaya Excellency,
Plot No. C-47, Pratap Nagar Square,
Nagpur - 440 022
Phone No: 022-6932 7800
e-mail: CIC@LK-EA.com

Lauritz Knudsen Electrical & Automation
11th Floor, Block-D, Notus IT Park,
Sarabhai Campus, Bhailal Amin Marg,
Vadodara - 390 023
Phone No: 022-6932 7800
e-mail: CIC@LK-EA.com

Lauritz Knudsen Electrical & Automation
Ground Floor, B-27,
Biplab Rashbihari Sarani,
Sector 2A, Bidhan Nagar,
Durgapur - 713 212
Phone No: 022-6932 7800
e-mail: CIC@LK-EA.com

Lauritz Knudsen Electrical & Automation
207, 2nd floor, Revolution Complex,
Station Road, E Ward,
Next to Pedestrian Bridge,
Kolhapur - 416 001
Phone No: 022-6932 7800
e-mail: CIC@LK-EA.com

Lauritz Knudsen Electrical & Automation
2nd Floor, Samarth House,
Opposite Titan World,
Samarth Nagar, Mahatma Nagar,
Nasik - 422 005
Phone No: 022-6932 7800
e-mail: CIC@LK-EA.com

Lauritz Knudsen Electrical & Automation
Qubexpro Business Centre,
4th Floor, V Mall, Above Lifestyles,
Facor Layout, Waltair Uplands,
Visakhapatnam - 530 003
Phone No: 022-6932 7800
e-mail: CIC@LK-EA.com

Lauritz Knudsen Electrical & Automation
6th Floor, Exotica Greens, A Block, 191,
R G Baruah Road, Guwahati Central,
Guwahati - 781 005
Phone No: 022-6932 7800
e-mail: CIC@LK-EA.com

Lauritz Knudsen Electrical & Automation
2nd Floor, BN3, Salt Lake, Sector-V,
Kolkata - 700 091
Phone No: 022-6932 7800
e-mail: CIC@LK-EA.com

Lauritz Knudsen Electrical & Automation
A-25, 1st Floor, Imperia Complex,
Mohan Corporative Industrial Estate,
Near Sarita Vihar Metro Station,
Mathura Road,
New Delhi - 110 044
Phone no: 022-6932 7800
e-mail: CIC@LK-EA.com

Product improvement is a continuous process. For the latest information and special application, please contact any of our offices listed here. Product photographs shown for representative purpose only.



Lauritz Knudsen Electrical & Automation, Electrical Standard Product

A/600, Shil-Mahape Road, TTC Industrial Area, MIDC Thane, Navi Mumbai, 400 710, Maharashtra, Phone No: 022-6722 6300 | Web: www.LK-EA.com

Customer Interaction Center (CIC)

Phone no: 022-6932 7800

Web: www.LK-EA.com | e-mail: CIC@LK-EA.com

BMS Electrical & Automation
Ward No. 11,
M-16-1/2, Opp. Gandhi Park, U.S. Nagar
Rudrapur 263153, Uttarakhand
India
Phone No - 9837019804
Email - sales@bms electrical.in